





## PennDOT Letting Results – January 26, 2017

### BID RESULTS

Let Date	Project	Award Date	Rank	Bidders	Bid Total	Contract Amount	Bid Status	Project Type	Dist	County	Group/SR/Section
01/26/2017	91575		1	Lindy Paving, Inc.	<b>\$8,729,231.09</b>	\$8,729,231.09	Verified	Standard	11	Lawrence	PA 65 /Hillside Ave-Gibson St/65/L26
			2	A. Folino Construction Inc.	\$9,036,000.00	\$9,036,000.00					
	31796		1	Morgan Excavating, L.P.	<b>\$4,339,310.03</b>	\$4,339,310.03	Verified	Standard	12	Westmoreland	PA 906: Vly Ind - Indust Prk/906/C10
			2	A. Liberoni, Inc.	\$4,413,991.19	\$4,413,991.19					
			3	S. E. T., Inc.	\$4,431,055.76	\$4,431,055.76					
			4	Golden Triangle Construction Company, Inc.	\$4,475,410.70	\$4,475,410.70					
			5	Plum Contracting, Inc.	\$4,799,714.00	\$4,799,714.00					
			6	Michael Facchiano Contracting, Inc.	\$4,852,426.25	\$4,852,426.25					
			7	Mountaineer Contractors, Inc.	\$4,918,472.33	\$4,918,472.33					
			8	Mele & Mele & Sons, Inc.	\$5,386,287.94	\$5,386,287.94					
	107416		1	Derry Construction Co., Inc.	<b>\$1,657,216.25</b>	\$1,657,216.25	Verified	Standard	10	Butler	---/2012/201
			2	A. Folino Construction Inc.	\$1,669,000.00	\$1,669,000.00					
			3	Shields Asphalt Paving, Inc.	\$1,748,234.15	\$1,748,234.15					
			4	Glenn O. Hawbaker, Inc.	\$1,789,797.00	\$1,789,797.00					
			5	IA Construction Corporation	\$2,073,827.67	\$2,073,827.67					
			6	Lindy Paving, Inc.	\$2,094,565.25	\$2,094,565.25					
	107420		1	IA Construction Corporation	<b>\$1,736,577.77</b>	\$1,736,577.77	Verified	Standard	10	Clarion	---/58/301
			2	Glenn O. Hawbaker, Inc.	\$1,774,228.00	\$1,774,228.00					

## PennDOT Letting Results – January 26, 2017

			3	Shields Asphalt Paving, Inc.	\$1,992,204.38	\$1,992,204.38						
107418			1	Quaker Sales Corporation	<b>\$1,120,820.81</b>	\$1,120,820.81	Verified	Standard	10	Indiana	---/954/402	
			2	Derry Construction Co., Inc.	\$1,161,218.76	\$1,161,218.76						
			3	Glenn O. Hawbaker, Inc.	\$1,220,780.00	\$1,220,780.00						
			4	HRI, Inc.	\$1,281,525.08	\$1,281,525.08						
99186			1	Wellington Power Corporation	<b>\$1,218,992.29</b>	\$1,218,992.29	Verified	Standard	11	Allegheny	Tunnel Maintenance 2017-2020/0000/	
			2	Bronder Technical Services, Inc	\$1,223,513.89	\$1,223,513.89						
29980			1	Hogens Hero's inc DBA J5 Construction	<b>\$888,000.00</b>	\$888,000.00	Apparent	Municipal	12	Fayette	Mountain Creek 162/7206/162	
			2	J.F. Shea Construction, Inc.	\$989,214.66	\$989,214.66						
			3	Marricco Construction Company, Inc.	\$989,857.79	\$989,857.79						
			4	Beech Construction, Inc.	\$1,138,895.65	\$1,138,895.65						
			5	Pugliano Construction Co. Inc.	\$1,273,471.58	\$1,273,471.58						
29200			1	Horizon Construction Group, Inc.	<b>\$916,900.00</b>	\$916,900.00	Verified	Standard	11	Lawrence	---/4004/L02	
			2	Allison Park Contractors, Inc.	\$920,000.00	\$920,000.00						
			3	Clearwater Construction, Inc.	\$934,000.00	\$934,000.00						
			4	Thornbury, Inc.	\$941,584.19	\$941,584.19						
			5	Swank Construction Company, LLC	\$1,047,100.67	\$1,047,100.67						

## PennDOT Letting Results – January 26, 2017

			6	C.H. & D. Enterprises Inc.	\$1,080,000.00	\$1,080,000.00					
			7	Michael Facchiano Contracting, Inc.	\$1,336,173.00	\$1,336,173.00					
105076			1	Tresco Paving Corporation	<b>\$610,000.00</b>	\$610,000.00	Verified	Municipal	10	Armstrong	---/1038/193
			2	A. Folino Construction Inc.	\$649,000.00	\$649,000.00					
			3	Derry Construction Co., Inc.	\$652,898.37	\$652,898.37					
			4	Force, Inc.	\$711,221.84	\$711,221.84					
			5	Lindy Paving, Inc.	\$864,041.76	\$864,041.76					
			6	Michael Facchiano Contracting, Inc.	\$1,017,103.12	\$1,017,103.12					
102015			1	Grannas Bros. Stone & Asphalt Co., Inc.	<b>\$578,693.95</b>	\$578,693.95	Verified	Municipal	09	Huntingdon	9900-CSI/0000/CSI
			2	Glenn O. Hawbaker, Inc.	\$675,673.00	\$675,673.00					
			3	Antares Site Work, LLC	\$717,000.00	\$717,000.00					
			4	New Enterprise Stone & Lime Co., Inc.	\$878,944.66	\$878,944.66					
89112			1	Horizon Construction Group, Inc.	<b>\$559,900.00</b>	\$559,900.00	Apparent	Standard	01	Venango	---/157/B00
			2	Shingledecker's Welding, Inc	\$573,000.00	\$573,000.00					
			3	Thomas Construction Inc	\$577,755.00	\$577,755.00					
			4	Glenn O. Hawbaker, Inc.	\$684,485.00	\$684,485.00					
			5	Francis J. Palo, Inc.	\$713,022.00	\$713,022.00					
			6	J.C. Lee Construction And Supply Company	\$720,860.00	\$720,860.00					

### PennDOT Letting Results – January 26, 2017

			7	Allison Park Contractors, Inc.	\$740,000.00	\$740,000.00					
			8	MEKIS Construction Corporation	\$860,575.90	\$860,575.90					
94973			1	Francis J. Palo, Inc.	<b>\$586,022.00</b>	\$586,022.00	Apparent	Municipal	09	Cambria	---/7219/407
			2	Clearwater Construction, Inc.	\$587,000.00	\$587,000.00					
			3	Kukurin Contracting, Inc.	\$597,095.00	\$597,095.00					
107702			1	Wen-Brooke Contracting Inc.	<b>\$36,174.15</b>	\$36,174.15	Apparent	Standard	09	Bedford	DF - Superstructure/4019/02B
			2	Lone Pine Construction, Inc.	\$41,265.00	\$41,265.00					
			3	Carmen Paliotta Contracting Inc	\$43,177.00	\$43,177.00					
			4	Cottle's Asphalt Maintenance, Inc.	\$46,802.80	\$46,802.80					
			5	Gordon L. DeLozier, Inc.	\$69,874.35	\$69,874.35					

**\*\*\*ECMS #87772 ALLEGHENY - SR 279 (A83) MOVED TO 2/9/2017\*\*\***