

PennDOT Letting Results – January 7, 2016

BID RESULTS

Records 1 to 168 of 168												
Page 1 of 1												
Records Per Page: 500												
Let Date	Project	Award Date	Rank	Bidders	Bid Total	Contract Amount	Bid Status	Project Type	Dist	County	Group/SR/Section	
01/07/2016	24774		1	Glenn O. Hawbaker, Inc.	\$6,045,333.00	\$6,045,333.00	Verified	Standard	10	Butler	---/528/258	
			2	Lindy Paving, Inc.	\$7,060,659.83	\$7,060,659.83						
	84234		1	Plum Contracting, Inc.	\$5,125,117.00	\$5,125,117.00	Verified	Standard	12	Greene	Bailey's Crossroads/21/10D	
			2	Frank Gavlik & Sons, Inc.	\$5,454,526.24	\$5,454,526.24						
			3	Mountaineer Contractors, Inc.	\$5,616,239.97	\$5,616,239.97						
			4	Gulisek Construction LLC	\$5,744,117.27	\$5,744,117.27						
			5	S. E. T., Inc.	\$6,011,519.79	\$6,011,519.79						
			R	A Merante Contracting Inc	\$4,998,122.75	\$4,998,122.75	Submitted with Errors					
	105483		1	The Lane Construction Corporation	\$6,390,571.85	\$6,390,571.85	Verified	Standard	12	Westmoreland	12-15-CJR/119/0	
			2	A. Folino Construction Inc.	\$8,993,736.41	\$8,993,736.41						
			3	Derry Construction Co., Inc.	\$8,999,576.25	\$8,999,576.25						
			4	Lindy Paving, Inc.	\$9,266,147.65	\$9,266,147.65						
	96577		1	Grannas Bros. Stone & Asphalt Co., Inc.	\$1,862,117.43	\$1,862,117.43	Verified	Standard	09	Huntingdon	---/1006/001	
			2	New Enterprise Stone & Lime Co., Inc.	\$1,929,866.91	\$1,929,866.91						
			3	Glenn O. Hawbaker, Inc.	\$2,210,045.00	\$2,210,045.00						
	22090		1	Glenn O. Hawbaker, Inc.	\$2,093,678.00	\$2,093,678.00	Verified	Standard	09	Blair	---/764/20B	
			2	Gordon L. DeLozier, Inc.	\$2,157,528.25	\$2,157,528.25						
			3	HRI, Inc.	\$2,284,685.00	\$2,284,685.00						
			4	Clearwater Construction, Inc.	\$2,393,000.00	\$2,393,000.00						



PennDOT Letting Results – January 7, 2016

			5	Francis J. Palo, Inc.	\$2,476,022.00	\$2,476,022.00						
			6	Wen-Brooke Contracting Inc.	\$2,575,814.81	\$2,575,814.81						
			7	Cottle's Asphalt Maintenance, Inc.	\$2,625,402.81	\$2,625,402.81						
			8	New Enterprise Stone & Lime Co., Inc.	\$2,650,504.95	\$2,650,504.95						
29453			1	Clearwater Construction, Inc.	\$1,271,000.00	\$1,271,000.00	Verified	Standard	11	Lawrence	---/19/L05	
			2	Carmen Paliotta Contracting Inc	\$1,376,851.25	\$1,376,851.25						
			3	Marricco Construction Company, Inc.	\$1,410,973.70	\$1,410,973.70						
			4	JET Excavating Co.	\$1,457,087.10	\$1,457,087.10						
			5	MEKIS Construction Corporation	\$1,463,212.64	\$1,463,212.64						
22574			1	Cottle's Asphalt Maintenance, Inc.	\$1,837,675.68	\$1,837,675.68	Verified	Standard	09	Cambria	---/56/27B	
			2	Clearwater Construction, Inc.	\$1,897,000.00	\$1,897,000.00						
			3	Kukurin Contracting, Inc.	\$2,005,350.00	\$2,005,350.00						
			4	C.H. & D. Enterprises Inc.	\$2,089,970.25	\$2,089,970.25						
			5	Gordon L. DeLozier, Inc.	\$2,114,616.08	\$2,114,616.08						
78305			1	Allison Park Contractors, Inc.	\$2,040,000.00	\$1,600,000.00	Verified	Standard	11	Beaver	---/1016/B03	
			2	Swank Construction Company, LLC	\$2,127,642.64	\$1,687,642.64						
			3	MEKIS Construction Corporation	\$2,177,466.81	\$1,737,466.81						
			4	Clearwater Construction, Inc.	\$2,239,000.00	\$1,799,000.00						
			5	C.H. & D. Enterprises Inc.	\$2,461,131.00	\$1,845,131.00						





PennDOT Letting Results – January 7, 2016

			6	Independent Enterprises, Inc.	\$2,514,393.09	\$1,986,393.09						
95898			1	HRI, Inc.	\$1,262,171.75	\$1,262,171.75	Verified	Standard	10	Indiana	---/286/471	
			2	A. Folino Construction Inc.	\$1,388,997.00	\$1,388,997.00						
			3	Derry Construction Co., Inc.	\$1,619,286.00	\$1,619,286.00						
			4	S. E. T., Inc.	\$1,912,071.80	\$1,912,071.80						
25227			1	Francis J. Palo, Inc.	\$948,562.00	\$948,562.00	Verified	Standard	10	Clarion	---/2001/354	
			2	Clearwater Construction, Inc.	\$996,000.00	\$996,000.00						
			3	Glenn O. Hawbaker, Inc.	\$1,072,475.00	\$1,072,475.00						
			4	Shingledecker's Welding, Inc	\$1,491,347.09	\$1,491,347.09						
23108			1	Cottle's Asphalt Maintenance, Inc.	\$1,039,699.82	\$1,039,699.82	Verified	Standard	09	Huntingdon	---/994/12B	
			2	Clearwater Construction, Inc.	\$1,049,000.00	\$1,049,000.00						
			3	C.H. & D. Enterprises Inc.	\$1,113,827.60	\$1,113,827.60						
			4	Jay Fulkroad & Sons Inc	\$1,311,831.85	\$1,311,831.85						
			5	Glenn O. Hawbaker, Inc.	\$1,386,430.00	\$1,386,430.00						
			4	J. D. Eckman, Inc.	\$1,037,293.90	\$1,037,293.90						
24568			1	J.C. Lee Construction And Supply Company	\$699,986.51	\$699,986.51	Verified	Standard	10	Butler	---/308/255	
			2	Clearwater Construction, Inc.	\$858,000.00	\$858,000.00						
			3	Allison Park Contractors, Inc.	\$865,000.00	\$865,000.00						
			4	Plum Contracting, Inc.	\$872,163.04	\$872,163.04						
			5	Gary Metzinger Cement Contractor Inc.	\$880,738.04	\$880,738.04						
			6	MEKIS Construction Corporation	\$903,677.80	\$903,677.80						


PennDOT Letting Results – January 7, 2016

			7	Francis J. Palo, Inc.	\$933,564.00	\$933,564.00						
			8	Shingledecker's Welding, Inc	\$964,441.02	\$964,441.02						
			9	Glenn O. Hawbaker, Inc.	\$985,491.00	\$985,491.00						
			10	C.H. & D. Enterprises Inc.	\$992,602.00	\$992,602.00						
75775			1	Lycoming Supply Inc.	\$636,114.00	\$636,114.00	Verified	Standard	02	Centre	---/3032/A02	
			2	Nestlerode Contracting Company, Inc.	\$660,708.48	\$660,708.48						
			3	Cottle's Asphalt Maintenance, Inc.	\$710,598.99	\$710,598.99						
			4	C.H. & D. Enterprises Inc.	\$751,750.00	\$751,750.00						
			5	Jay Fulkroad & Sons Inc	\$758,945.75	\$758,945.75						
			6	Glenn O. Hawbaker, Inc.	\$814,150.00	\$814,150.00						
19373			1	Wen-Brooke Contracting Inc.	\$525,870.83	\$525,870.83	Verified	Standard	08	Franklin	---/4010/010	
			2	George S Hann & Son, Inc	\$619,601.87	\$619,601.87						
			3	Lobar Site Development Corporation	\$718,767.14	\$718,767.14						
			4	Cottle's Asphalt Maintenance, Inc.	\$753,177.78	\$753,177.78						
			5	Deblin, Inc.	\$815,014.35	\$815,014.35						
105135			1	Bronder Technical Services, Inc	\$550,453.81	\$550,453.81	Verified	Standard	12	Washington	HighwayLighting 12-15-LM1/70/0	
			2	Kuharchik Construction, Inc.	\$693,688.00	\$693,688.00						
			3	Power Contracting Co	\$774,239.00	\$774,239.00						
			4	Traffic Control & Engineering Co., Inc.	\$881,130.00	\$881,130.00						

PennDOT Letting Results – January 7, 2016

91626		1	The L.C. Whitford Company, Inc.	\$225,962.06	\$225,962.06	Verified	Standard	02	Potter	DFBox/4023/A01
		2	Lycoming Supply Inc.	\$233,596.00	\$233,596.00					
		3	C.P. Ward, Inc.	\$249,033.75	\$249,033.75					
		4	Robert J. Cummins d/b/a Bob Cummins Construction Company	\$253,687.50	\$253,687.50					
		5	Horizon Construction Group, Inc.	\$266,418.50	\$266,418.50					
95780		1	Horizon Construction Group, Inc.	\$201,214.00	\$201,214.00	Verified	Standard	02	Clearfield	DFBox/1011/A03
		2	C.H. & D. Enterprises Inc.	\$217,069.00	\$217,069.00					
		3	Lycoming Supply Inc.	\$221,535.00	\$221,535.00					
97971		1	Bronder Technical Services, Inc	\$118,278.40	\$118,278.40	Verified	Municipal	11	Allegheny	---/837/0
		2	Traffic Control & Engineering Co., Inc.	\$159,937.85	\$159,937.85					
		3	Power Contracting Co	\$162,760.61	\$162,760.61					
		4	Bruce - Merrilees Electric Company	\$184,481.00	\$184,481.00					
88631		1	The L.C. Whitford Company, Inc.	\$152,630.00	\$152,630.00	Verified	Standard	02	Mckean	DFBox/246/A02
		2	C.P. Ward, Inc.	\$171,854.50	\$171,854.50					
		3	Horizon Construction Group, Inc.	\$173,784.00	\$173,784.00					
		4	Robert J. Cummins d/b/a Bob Cummins Construction Company	\$185,348.00	\$185,348.00					

PennDOT Letting Results – January 7, 2016

97596			1	Nestlerode Contracting Company, Inc.	\$118,202.49	\$118,202.49	Verified	Standard	02	Centre	DFBox/4004/A03
			2	Sikora Bros. Paving, Inc.	\$122,444.00	\$122,444.00					
			3	Horizon Construction Group, Inc.	\$139,984.00	\$139,984.00					
			4	C.H. & D. Enterprises Inc.	\$151,078.00	\$151,078.00					
			5	Gordon L. DeLozier, Inc.	\$185,985.42	\$185,985.42					
			6	W.G. Land Company, LLC	\$262,221.00	\$262,221.00					

**** ECMS #91657 Huntingdon SR 522 (11M) moved to 1/14/16 @ 11 am ****