




## PennDOT Letting Results – December 22, 2016

### BID RESULTS

Let Date	Project 	Award Date	Rank	Bidders	Bid Total	Contract Amount	Bid Status	Project Type	Dist	County	Group/SR/Section
12/22/2016	105193 		1	Mosites Construction Company	<b>\$4,657,777.00</b>	\$4,657,777.00	Verified	Standard	10	Indiana	---/22/453
			2	North Star Painting Company, Inc.	\$5,110,665.41	\$5,110,665.41					
			3	Titan Industrial Services	\$5,986,383.46	\$5,986,383.46					
			4	Vimas Painting Company, Inc	\$6,236,905.65	\$6,236,905.65					
			5	Alpha Painting & Construction Co., Inc.	\$6,547,973.06	\$6,547,973.06					
			6	Blastech Enterprises, Inc.	\$6,828,764.52	\$6,828,764.52					
			7	Hercules Painting Company, Inc	\$6,856,789.94	\$6,856,789.94					
			8	Spartan Contracting LLC	\$7,444,000.00	\$7,444,000.00					
	98424 		1	Golden Eagle Construction Co.	<b>\$2,613,444.13</b>	\$2,613,444.13	Verified	Standard	12	Fayette	PA 381 Falling Water to PA 711/381/04R
			2	New Enterprise Stone & Lime Co., Inc.	\$2,944,381.38	\$2,944,381.38					
			3	A. Folino Construction Inc.	\$3,604,025.04	\$3,604,025.04					
	22020 		1	Gordon L. DeLozier, Inc.	<b>\$2,221,794.76</b>	\$2,221,794.76	Verified	Standard	09	Blair	---/22/47B
			2	Charles J. Merlo, Inc.	\$2,262,000.00	\$2,262,000.00					
			3	Glenn O. Hawbaker, Inc.	\$2,326,286.00	\$2,326,286.00					
			4	Francis J. Palo, Inc.	\$2,342,022.00	\$2,342,022.00					
			5	Swank Construction Company, LLC	\$2,377,729.12	\$2,377,729.12					
			6	New Enterprise Stone & Lime Co., Inc.	\$2,652,187.00	\$2,652,187.00					
			7	HRI, Inc.	\$2,665,091.00	\$2,665,091.00					
	106378 		1	Shields Asphalt Paving, Inc.	<b>\$2,772,499.87</b>	\$2,772,499.87	Verified	Standard	10	Armstrong	---/68/101
			2	IA Construction Corporation	\$2,826,277.77	\$2,826,277.77					
			3	Derry Construction Co., Inc.	\$2,950,128.75	\$2,950,128.75					

## PennDOT Letting Results – December 22, 2016

			4	Glenn O. Hawbaker, Inc.	\$3,011,702.00	\$3,011,702.00						
			5	Lindy Paving, Inc.	\$4,234,601.73	\$4,234,601.73						
106382			1	IA Construction Corporation	<b>\$2,471,703.37</b>	\$2,471,703.37	Verified	Standard	10	Clarion	---/338/301	
			2	Shields Asphalt Paving, Inc.	\$2,748,785.68	\$2,748,785.68						
			3	Glenn O. Hawbaker, Inc.	\$2,781,310.00	\$2,781,310.00						
106848			1	Bronder Technical Services, Inc	<b>\$2,239,993.10</b>	\$2,239,993.10	Verified	Standard	11	Allegheny	PA 400 Signal Corridor/400/A41	
			2	Traffic Control & Engineering Co., Inc.	\$2,397,982.04	\$2,397,982.04						
			3	Power Contracting Co	\$2,428,317.65	\$2,428,317.65						
			4	S. E. T., Inc.	\$2,556,224.00	\$2,556,224.00						
			5	Bruce - Merrilees Electric Company	\$2,709,961.35	\$2,709,961.35						
96346			1	Keystone Lime Company, Inc.	<b>\$1,310,325.16</b>	\$1,310,325.16	Verified	Standard	09	Somerset	---/2004/005	
23934			1	Pugliano Construction Co. Inc.	<b>\$964,608.34</b>	\$964,608.34	Verified	Standard	10	Armstrong	---/2036/151	
			2	Plum Contracting, Inc.	\$1,116,482.00	\$1,116,482.00						
			3	Carmen Paliotta Contracting Inc	\$1,203,698.80	\$1,203,698.80						
			4	Swank Construction Company, LLC	\$1,293,306.25	\$1,293,306.25						
			5	Charles J. Merlo, Inc.	\$1,374,000.00	\$1,374,000.00						
			6	Gulisek Construction LLC	\$1,390,520.19	\$1,390,520.19						
			7	Clearwater Construction, Inc.	\$1,427,000.00	\$1,427,000.00						
102882			1	M and B Services, LLC	<b>\$717,057.00</b>	\$717,057.00	Verified	Municipal	10	Butler	---/19/299	
			2	S. E. T., Inc.	\$805,786.00	\$805,786.00						
			3	Baiano Construction Inc.	\$889,900.00	\$889,900.00						
			4	Combine Construction Inc.	\$914,507.95	\$914,507.95						
			5	Gulisek Construction LLC	\$966,931.25	\$966,931.25						
22558			1	Gordon L. DeLozier, Inc.	<b>\$781,263.39</b>	\$781,263.39	Verified	Municipal	09	Cambria	---/7202/452	

## PennDOT Letting Results – December 22, 2016

			2	Francis J. Palo, Inc.	\$812,422.00	\$812,422.00						
			3	Charles J. Merlo, Inc.	\$878,417.78	\$878,417.78						
			4	Cottle's Asphalt Maintenance, Inc.	\$920,607.98	\$920,607.98						
			5	Clearwater Construction, Inc.	\$970,999.99	\$970,999.99						
89096			1	JET Excavating Co.	<b>\$489,890.10</b>	\$489,890.10	Verified	Standard	11	Beaver	---/4034/B03	
			2	Gary Metzinger Cement Contractor Inc.	\$520,994.90	\$520,994.90						
			3	Pugliano Construction Co. Inc.	\$521,073.00	\$521,073.00						
			4	Thornbury, Inc.	\$556,152.83	\$556,152.83						
			5	Mosites Construction Company	\$587,777.00	\$587,777.00						
88095			1	C.H. & D. Enterprises Inc.	<b>\$575,697.50</b>	\$575,697.50	Verified	Municipal	09	Bedford	---/7204/376	
			2	George S Hann & Son, Inc	\$576,375.67	\$576,375.67						
			3	Cottle's Asphalt Maintenance, Inc.	\$717,621.35	\$717,621.35						
74386			1	Gordon L. DeLozier, Inc.	<b>\$472,427.56</b>	\$472,427.56	Verified	Standard	09	Bedford	---/1001/02B	
			2	C.H. & D. Enterprises Inc.	\$478,560.00	\$478,560.00						
			3	George S Hann & Son, Inc	\$479,374.21	\$479,374.21						
89072			1	C.H. & D. Enterprises Inc.	<b>\$505,082.30</b>	\$424,582.30	Verified	Standard	11	Lawrence	---/3004/L04	
			2	Graziani Construction, Inc.	\$512,729.00	\$374,729.00						
			3	Horizon Construction Group, Inc.	\$557,311.00	\$476,811.00						
69246			1	Thomas Construction Inc	<b>\$274,196.00</b>	\$274,196.00	Verified	Standard	11	Lawrence	DF Box/1018/L02	
			2	Carmen Paliotta Contracting Inc	\$293,285.00	\$293,285.00						
74576			1	Shingledecker's Welding, Inc	<b>\$139,000.00</b>	\$139,000.00	Verified	Standard	01	Warren	DF Box/958/B03	
			2	Carmen Paliotta Contracting Inc	\$150,000.00	\$150,000.00						
			3	The L.C. Whitford Company, Inc.	\$179,200.00	\$179,200.00						

**PennDOT Letting Results – December 22, 2016**