












PennDOT Letting Results – February 12, 2015

BID RESULTS

Records 1 to 119 of 119											
Page 1 of 1											
Records Per Page: <input style="width: 100px;" type="text"/>											
Let Date	Project	Award Date	Rank	Bidders	Bid Total	Contract Amount	Bid Status	Project Type	Dist	County	Group/SR/Section
	91634		1	Quaker Sales Corporation	\$3,091,327.09	\$3,091,327.09	Verified	Standard	09	Cambria	---/422/09M
			2	Derry Construction Co., Inc.	\$3,133,174.22	\$3,133,174.22					
			3	Grannas Bros. Stone & Asphalt Co., Inc.	\$3,353,872.70	\$3,353,872.70					
			4	HRI, Inc.	\$3,434,802.58	\$3,434,802.58					
			5	New Enterprise Stone & Lime Co., Inc.	\$3,578,229.14	\$3,578,229.14					
	96509		1	Grannas Bros. Stone & Asphalt Co., Inc.	\$2,705,003.16	\$2,705,003.16	Verified	Standard	09	Cambria	---/4017/002
			2	Quaker Sales Corporation	\$2,720,750.29	\$2,720,750.29					
			3	HRI, Inc.	\$3,141,204.62	\$3,141,204.62					
			4	New Enterprise Stone & Lime Co., Inc.	\$3,300,804.56	\$3,300,804.56					
	100183		1	IA Construction Corporation	\$2,388,784.40	\$2,388,784.40	Verified	Standard	10	Clarion	---/322/395
			2	Glenn O. Hawbaker, Inc.	\$2,487,312.00	\$2,487,312.00					
	97915		1	IA Construction Corporation	\$2,654,777.38	\$2,654,777.38	Verified	Standard	01	Venango	---/62/10M
			2	Glenn O. Hawbaker, Inc.	\$2,783,052.00	\$2,783,052.00					
	91251		1	The L.C. Whitford Company, Inc.	\$1,785,912.51	\$1,785,912.51	Verified	Standard	02	Elk	---/555/A03
			2	Clearwater Construction, Inc.	\$1,818,000.00	\$1,818,000.00					
			3	Francis J. Palo, Inc.	\$1,947,555.00	\$1,947,555.00					
			4	Glenn O. Hawbaker, Inc.	\$2,037,444.00	\$2,037,444.00					
	98122		1	Michael Facchiano Contracting, Inc.	\$1,844,114.00	\$1,844,114.00	Verified	Standard	11	Allegheny	---/0000/
			2	Pugliano Construction Co. Inc.	\$1,995,514.20	\$1,995,514.20					
			3	Allison Park Contractors, Inc.	\$2,052,500.00	\$2,052,500.00					

PennDOT Letting Results – February 12, 2015

			4	A Merante Contracting Inc	\$2,165,055.00	\$2,165,055.00					
			R	Niando Construction, Inc.	\$2,743,850.00	\$2,743,850.00	Incomplete Addenda				
97900			1	IA Construction Corporation	\$1,827,662.77	\$1,827,662.77	Verified	Standard	01	Forest	---/62/08M
			2	Glenn O. Hawbaker, Inc.	\$1,943,060.00	\$1,943,060.00					
			3	Russell Standard Corporation	\$1,989,750.00	\$1,989,750.00					
22102			1	Scott Grannas Construction, LLC	\$1,601,768.35	\$1,601,768.35	Verified	Standard	09	Blair	---/22/44B
			2	Clearwater Construction, Inc.	\$1,626,000.00	\$1,626,000.00					
			3	C.H. & D. Enterprises Inc.	\$1,662,068.01	\$1,662,068.01					
			4	Gordon L. DeLozier, Inc.	\$1,672,552.53	\$1,672,552.53					
			5	Glenn O. Hawbaker, Inc.	\$1,892,092.00	\$1,892,092.00					
24723			1	JET Excavating Co.	\$1,054,445.10	\$1,054,445.10	Verified	Standard	10	Butler	---/8/257
			2	Shingledecker's Welding, Inc	\$1,055,730.55	\$1,055,730.55					
			3	Clearwater Construction, Inc.	\$1,227,000.00	\$1,227,000.00					
			4	Francis J. Palo, Inc.	\$1,247,008.00	\$1,247,008.00					
			5	Mosites Construction Company	\$1,260,507.40	\$1,260,507.40					
			6	MEKIS Construction Corporation	\$1,282,991.00	\$1,282,991.00					
			7	C.H. & D. Enterprises Inc.	\$1,399,999.99	\$1,399,999.99					
			8	Pugliano Construction Co. Inc.	\$1,458,818.25	\$1,458,818.25					
22577			1	Clearwater Construction, Inc.	\$1,535,000.00	\$1,535,000.00	Verified	Standard	09	Cambria	---/403/09B
			2	Kukurin Contracting, Inc.	\$2,477,000.00	\$2,477,000.00					
			3	C.H. & D. Enterprises Inc.	\$3,095,737.15	\$3,095,737.15					
100006			1	IA Construction Corporation	\$1,111,249.47	\$1,111,249.47	Verified	Standard	01	Warren	---/6/25M
			2	Glenn O. Hawbaker, Inc.	\$1,317,500.00	\$1,317,500.00					

PennDOT Letting Results – February 12, 2015

			3	Russell Standard Corporation	\$1,424,750.00	\$1,424,750.00						
28017			1	Penn Line Service, Inc.	\$1,099,425.12	\$1,099,425.12	Verified	Standard	11	Allegheny	---/0000/	
			2	Green Acres Contracting Co., Inc.	\$1,678,071.00	\$1,678,071.00						
88539			1	Scott Grannas Construction, LLC	\$1,262,984.04	\$1,262,984.04	Apparent	Standard	09	Blair	---/22/40S	
			2	Glenn O. Hawbaker, Inc.	\$1,315,412.00	\$1,315,412.00						
88096			1	George S Hann & Son, Inc	\$1,102,732.98	\$1,102,732.98	Verified	Municipal	09	Huntingdon	---/7208/548	
			2	Clearwater Construction, Inc.	\$1,181,000.00	\$1,181,000.00						
			3	HRI, Inc.	\$1,199,982.00	\$1,199,982.00						
			4	Susquehanna Valley Construction Corporation	\$1,324,698.00	\$1,324,698.00						
			5	Glenn O. Hawbaker, Inc.	\$1,347,198.00	\$1,347,198.00						
			6	C.H. & D. Enterprises Inc.	\$1,653,363.66	\$1,653,363.66						
24803			1	Plum Contracting, Inc.	\$663,413.11	\$663,413.11	Verified	Standard	10	Butler	---/58/254	
			2	J.C. Lee Construction And Supply Company	\$678,410.92	\$678,410.92						
			3	Horizon Construction Group, Inc.	\$775,273.00	\$775,273.00						
			4	Allison Park Contractors, Inc.	\$798,000.00	\$798,000.00						
			5	C.H. & D. Enterprises Inc.	\$805,326.32	\$805,326.32						
			6	Shingledecker's Welding, Inc	\$853,176.36	\$853,176.36						
31073			1	Carmen Paliotta Contracting Inc	\$719,442.69	\$719,442.69	Verified	Municipal	12	Washington	Pike Run Bridge #11/7405/P11	
			2	Kukurin Contracting, Inc.	\$771,344.00	\$771,344.00						
			3	Gary Metzinger Cement Contractor Inc.	\$777,685.35	\$777,685.35						
			4	Beech Construction, Inc.	\$780,493.10	\$780,493.10						
			5	Lone Pine Construction, Inc.	\$816,391.80	\$816,391.80						

PennDOT Letting Results – February 12, 2015

			6	Thornbury, Inc.	\$828,967.75	\$828,967.75					
			7	C.H. & D. Enterprises Inc.	\$874,965.98	\$874,965.98					
			8	Allison Park Contractors, Inc.	\$930,000.00	\$930,000.00					
			9	Clearwater Construction, Inc.	\$971,971.00	\$971,971.00					
92542			1	Kinsley Construction, Inc.	\$661,511.00	\$661,511.00	Verified	Municipal	08	Franklin	---/7202/BRG
			2	George S Hann & Son, Inc	\$682,755.91	\$682,755.91					
			3	Jay Fulkroad & Sons Inc	\$693,917.69	\$693,917.69					
			4	Lobar Site Development Corporation	\$712,548.30	\$712,548.30					
			5	Deblin, Inc.	\$757,050.05	\$757,050.05					
			6	Clearwater Construction, Inc.	\$775,970.00	\$775,970.00					
97830			1	Horizon Construction Group, Inc.	\$564,000.00	\$564,000.00	Verified	Standard	01	Venango	---/0000/
			2	Francis J. Palo, Inc.	\$567,008.00	\$567,008.00					
			3	J.C. Lee Construction And Supply Company	\$586,000.00	\$586,000.00					
			4	Tedesco Construction Company	\$599,827.40	\$599,827.40					
			5	Combine Construction Inc.	\$814,336.10	\$814,336.10					
99182			1	Power Contracting Co	\$381,894.90	\$381,894.90	Verified	Standard	11	Allegheny	Major Guide Sign/0000/
99497			1	Collinson, Inc.	\$302,823.63	\$302,823.63	Verified	Standard	08	Franklin	---/0000/MGS
97488			1	Robert J. Cummins d/b/a Bob Cummins Construction Company	\$296,726.70	\$296,726.70	Verified	Municipal	02	McKean	---/0000/
			2	Horizon Construction Group, Inc.	\$350,860.00	\$350,860.00					
			3	M and B Services, LLC	\$405,612.00	\$405,612.00					
			4	Glenn O. Hawbaker, Inc.	\$484,101.00	\$484,101.00					
97939			1	Francis J. Palo, Inc.	\$79,000.00	\$79,000.00	Verified	Municipal	01	Venango	---/0000/T20
			R	Clark Contractors, Inc.	\$65,600.00	\$65,600.00	Incomplete Addenda				

PennDOT Letting Results – February 12, 2015

104245			R	Clark Contractors, Inc.	\$45,799.00	\$45,799.00	Incomplete Addenda	Municipal	01	Venango	---/0000/T20
--------	--	--	---	-------------------------	-------------	-------------	--------------------	-----------	----	---------	--------------