



PennDOT Letting Results – March 23, 2017






BID RESULTS

<u>Let Date</u>	<u>Project</u> 	<u>Award Date</u>	<u>Rank</u>	<u>Bidders</u>	<u>Bid Total</u>	<u>Contract Amount</u>	<u>Bid Status</u>	<u>Project Type</u>	<u>Dist</u>	<u>County</u>	<u>Group/SR/Section</u>
03/23/2017	107332 		1	Grannas Bros. Stone & Asphalt Co., Inc.	\$9,076,127.14	\$9,076,127.14	Verified	Standard	02	Clearfield	2-17-ST2/1001/ST2
			2	Glenn O. Hawbaker, Inc.	\$9,427,354.00	\$9,427,354.00					
			3	New Enterprise Stone & Lime Co., Inc.	\$9,676,503.36	\$9,676,503.36					
			4	HRI, Inc.	\$9,986,666.00	\$9,986,666.00					
	107331 		1	Glenn O. Hawbaker, Inc.	\$8,078,281.00	\$8,078,281.00	Verified	Standard	02	Centre	2-17-ST1/26/ST1
			2	HRI, Inc.	\$8,423,159.00	\$8,423,159.00					
			3	New Enterprise Stone & Lime Co., Inc.	\$11,697,255.71	\$11,697,255.71					
	30328 		1	Swank Construction Company, LLC	\$5,337,446.34	\$5,337,446.34	Verified	Standard	12	Greene	I-79 WV Line to Rest Area/79/18R
			2	Gulisek Construction LLC	\$5,711,785.60	\$5,711,785.60					
	97925 		1	IA Construction Corporation	\$4,417,000.00	\$4,417,000.00	Verified	Standard	01	Warren	---/426/02M
			2	Glenn O. Hawbaker, Inc.	\$5,146,791.00	\$5,146,791.00					
			3	Russell Standard Corporation	\$5,249,735.00	\$5,249,735.00					
	105228 		1	A. Liberoni, Inc.	\$3,376,069.84	\$3,376,069.84	Verified	Standard	11	Allegheny	111-17-7135-2/400/A43
			2	A. Folino Construction Inc.	\$3,613,454.42	\$3,613,454.42					
			3	Derry Construction Co., Inc.	\$4,187,828.23	\$4,187,828.23					
			4	Lindy Paving, Inc.	\$5,199,081.76	\$5,199,081.76					
	93675 		1	Glenn O. Hawbaker, Inc.	\$2,984,935.00	\$2,984,935.00	Verified	Standard	02	Clearfield	---/322/N30
			2	HRI, Inc.	\$3,094,781.00	\$3,094,781.00					
			3	New Enterprise Stone & Lime Co., Inc.	\$3,257,787.21	\$3,257,787.21					

PennDOT Letting Results – March 23, 2017

2479		1	The L.C. Whitford Company, Inc.	\$2,938,887.00	\$2,938,887.00	Verified	Standard	01	Warren	---/1012/B02
		2	Francis J. Palo, Inc.	\$2,941,012.00	\$2,941,012.00					
		3	Clearwater Construction, Inc.	\$2,975,000.00	\$2,975,000.00					
		4	MEKIS Construction Corporation	\$3,343,127.20	\$3,343,127.20					
107411		1	Derry Construction Co., Inc.	\$2,936,664.35	\$2,936,664.35	Verified	Standard	10	Armstrong	---/66/103
		2	Tresco Paving Corporation	\$2,997,078.07	\$2,997,078.07					
		3	The Lane Construction Corporation	\$3,636,230.10	\$3,636,230.10					
98902		1	Sharon Paving And Construction Co., Inc.	\$2,623,462.34	\$2,623,462.34	Verified	Standard	01	Crawford	---/27/171
		2	IA Construction Corporation	\$2,675,475.82	\$2,675,475.82					
		3	Glenn O. Hawbaker, Inc.	\$2,685,535.00	\$2,685,535.00					
		4	Russell Standard Corporation	\$3,028,878.92	\$3,028,878.92					
107421		1	Glenn O. Hawbaker, Inc.	\$2,289,000.00	\$2,289,000.00	Verified	Standard	10	Jefferson	---/36/504
		2	HRI, Inc.	\$2,318,186.85	\$2,318,186.85					
100089		1	IA Construction Corporation	\$2,347,373.77	\$2,347,373.77	Verified	Standard	01	Venango	---/38/571
		2	Glenn O. Hawbaker, Inc.	\$2,379,447.00	\$2,379,447.00					
107214		1	New Enterprise Stone & Lime Co., Inc.	\$2,394,937.28	\$2,394,937.28	Verified	Standard	09	Somerset	---/601/001
		2	HRI, Inc.	\$2,865,177.83	\$2,865,177.83					
97876		1	Sharon Paving And Construction Co., Inc.	\$1,959,958.33	\$1,959,958.33	Verified	Standard	01	Crawford	---/2037/01M
		2	Glenn O. Hawbaker, Inc.	\$2,151,122.00	\$2,151,122.00					
		3	Joseph McCormick	\$2,729,853.76	\$2,729,853.76					

PennDOT Letting Results – March 23, 2017

				Construction Company, Inc.								
89205			1	IA Construction Corporation	\$1,633,977.77	\$1,633,977.77	Verified	Standard	01	Warren	---/957/671	
			2	Joseph McCormick Construction Company, Inc.	\$1,812,444.00	\$1,812,444.00						
			3	Russell Standard Corporation	\$1,857,949.75	\$1,857,949.75						
			4	Glenn O. Hawbaker, Inc.	\$1,952,563.00	\$1,952,563.00						
101485			1	Michael Facchiano Contracting, Inc.	\$1,456,879.75	\$1,456,879.75	Verified	Standard	11	Allegheny	---/0000/	
			2	Allison Park Contractors, Inc.	\$1,597,750.00	\$1,597,750.00						
			3	Thornbury, Inc.	\$1,780,793.50	\$1,780,793.50						
85213			1	Francis J. Palo, Inc.	\$1,577,006.00	\$1,577,006.00	Verified	Standard	02	Mckean	---/6/A10	
			2	Robert J. Cummins d/b/a Bob Cummins Construction Company	\$1,596,767.05	\$1,596,767.05						
			3	The L.C. Whitford Company, Inc.	\$1,678,887.00	\$1,678,887.00						
69392			1	Francis J. Palo, Inc.	\$1,628,046.00	\$1,628,046.00	Verified	Standard	02	Mckean	LDR/46/A08	
			2	Thomas Construction Inc	\$1,703,912.00	\$1,703,912.00						
			3	Glenn O. Hawbaker, Inc.	\$2,055,075.00	\$2,055,075.00						
4497			1	Robert J. Cummins d/b/a Bob Cummins Construction Company	\$1,413,648.80	\$1,413,648.80	Verified	Standard	02	Mckean	---/3009/A01	
			2	Francis J. Palo, Inc.	\$1,543,643.00	\$1,543,643.00						
			3	The L.C. Whitford Company, Inc.	\$1,592,887.00	\$1,592,887.00						
			4	Clearwater Construction, Inc.	\$1,676,000.00	\$1,676,000.00						

PennDOT Letting Results – March 23, 2017

106379		1	A. Folino Construction Inc.	\$675,068.39	\$675,068.39	Verified	Standard	10	Butler	---/356/201
		2	Michael Facchiano Contracting, Inc.	\$838,312.00	\$838,312.00					
		3	Lindy Paving, Inc.	\$964,992.50	\$964,992.50					
		4	East Coast Paving & Sealcoating Inc.	\$979,592.34	\$979,592.34					
		5	Shields Asphalt Paving, Inc.	\$995,238.37	\$995,238.37					
		6	Glenn O. Hawbaker, Inc.	\$1,207,207.00	\$1,207,207.00					
74709		1	Allison Park Contractors, Inc.	\$835,000.00	\$835,000.00	Verified	Standard	01	Mercer	---/4012/B00
		2	Clearwater Construction, Inc.	\$892,000.00	\$892,000.00					
106560		1	DeAngelo Brothers, LLC	\$724,876.10	\$724,876.10	Verified	Standard	12	Fayette	2017 HSIP HFS Contract/119/HFS
		2	Allison Park Contractors, Inc.	\$767,500.00	\$767,500.00					
		3	RAM Construction Services of Michigan, Inc.	\$797,762.68	\$797,762.68					
101309		1	Clearwater Construction, Inc.	\$548,000.00	\$548,000.00	Verified	Standard	09	Bedford	---/4009/20B
106038		1	Concrete Coring Company Inc.	\$339,987.64	\$339,987.64	Verified	Standard	12	Washington	12-17-RPM/70/RPM
		2	Green Acres Contracting Co., Inc.	\$352,838.90	\$352,838.90					
		3	D.W. Miller, Inc.	\$371,119.75	\$371,119.75					
99041		1	Concrete Coring Company Inc.	\$164,981.60	\$164,981.60	Apparent	Standard	11	Allegheny	---/0000/
		2	Green Acres Contracting Co., Inc.	\$222,222.22	\$222,222.22					
		3	D.W. Miller, Inc.	\$304,956.00	\$304,956.00					