




PennDOT Letting Results – March 24, 2016

BID RESULTS

Let Date	Project	Award Date	Rank	Bidders	Bid Total	Contract Amount	Bid Status	Project Type	Dist	County	Group/SR/Section
03/24/2016	47478		1	Plum Contracting, Inc.	\$13,878,417.00	\$13,878,417.00	Verified	Standard	12	Westmoreland	PA 981 @ Kennametal/981/V10
			2	A. Liberoni, Inc.	\$13,926,662.37	\$13,926,662.37					
			3	lignonier construction company	\$14,129,438.69	\$14,129,438.69					
			4	New Enterprise Stone & Lime Co., Inc.	\$14,598,109.56	\$14,598,109.56					
			5	Mountaineer Contractors, Inc.	\$14,833,024.00	\$14,833,024.00					
			6	S. E. T., Inc.	\$14,977,477.94	\$14,977,477.94					
			7	Gulisek Construction LLC	\$14,996,845.36	\$14,996,845.36					
	92616		1	HRI, Inc.	\$8,305,825.00	\$8,305,825.00	Verified	Standard	09	Somerset	---/56/003
			2	Swank Construction Company, LLC	\$8,737,346.88	\$8,737,346.88					
			3	New Enterprise Stone & Lime Co., Inc.	\$9,420,414.09	\$9,420,414.09					
			4	Gulisek Construction LLC	\$9,837,110.99	\$9,837,110.99					
	105790		1	The Lane Construction Corporation	\$5,021,077.75	\$5,021,077.75	Verified	Standard	12	Washington	12-16-SI4 SIP Washington/2012/0
			2	Lindy Paving, Inc.	\$5,153,221.55	\$5,153,221.55					
			3	Golden Eagle Construction Co.	\$6,162,441.95	\$6,162,441.95					

PennDOT Letting Results – March 24, 2016

105788			1	New Enterprise Stone & Lime Co., Inc.	\$3,540,725.75	\$3,540,725.75	Verified	Standard	12	Fayette	12-16-SI1 SIP Fayette/21/0
			2	Golden Eagle Construction Co.	\$3,584,478.39	\$3,584,478.39					
58255			1	MEKIS Construction Corporation	\$3,725,856.92	\$3,725,856.92	Verified	Standard	01	Venango	---/322/B00
			2	Clearwater Construction, Inc.	\$4,310,000.00	\$4,310,000.00					
			3	Francis J. Palo, Inc.	\$4,341,434.00	\$4,341,434.00					
			4	Swank Construction Company, LLC	\$4,983,284.08	\$4,983,284.08					
			R	Brayman Construction Corporation	\$0.00	\$0.00	Bid Unreadable				
98458			1	Derry Construction Co., Inc.	\$2,402,537.25	\$2,402,537.25	Verified	Standard	12	Westmoreland	PA 271: PA 711 to Co Line/271/0
			2	Tresco Paving Corporation	\$2,748,482.78	\$2,748,482.78					
			3	New Enterprise Stone & Lime Co., Inc.	\$2,989,000.75	\$2,989,000.75					
			4	Quaker Sales Corporation	\$3,220,645.77	\$3,220,645.77					
105503			1	Quaker Sales Corporation	\$1,830,713.40	\$1,830,713.40	Verified	Standard	10	Indiana	---/954/0
			2	Derry Construction Co., Inc.	\$1,846,954.00	\$1,846,954.00					
			3	HRI, Inc.	\$2,109,812.78	\$2,109,812.78					
			4	Glenn O. Hawbaker, Inc.	\$2,363,700.00	\$2,363,700.00					
			5	Lindy Paving, Inc.	\$2,433,377.45	\$2,433,377.45					

PennDOT Letting Results – March 24, 2016

87370			1	A. Folino Construction Inc.	\$2,769,769.69	\$2,769,769.69	Verified	Standard	12	Fayette	PA 51 Uniontown to Bitner/51/24R
			2	Golden Eagle Construction Co.	\$2,791,371.25	\$2,791,371.25					
96536			1	New Enterprise Stone & Lime Co., Inc.	\$1,795,272.11	\$1,795,272.11	Verified	Standard	09	Bedford	---/4012/001
			2	Grannas Bros. Stone & Asphalt Co., Inc.	\$2,204,963.31	\$2,204,963.31					
97871			1	IA Construction Corporation	\$2,005,777.77	\$2,005,777.77	Verified	Standard	01	Warren	---/1013/DOI
			2	Glenn O. Hawbaker, Inc.	\$2,214,675.00	\$2,214,675.00					
			3	Russell Standard Corporation	\$2,583,385.13	\$2,583,385.13					
105026			1	New Enterprise Stone & Lime Co., Inc.	\$1,409,104.46	\$1,409,104.46	Verified	Standard	09	Somerset	---/4031/001
			2	Quaker Sales Corporation	\$1,448,389.27	\$1,448,389.27					
			3	HRI, Inc.	\$1,467,790.87	\$1,467,790.87					
99730			1	Mayer Brothers Construction Company	\$1,293,702.10	\$1,293,702.10	Verified	Standard	01	Erie	---/5/261
			2	Russell Standard Corporation	\$1,359,795.13	\$1,359,795.13					
			3	Joseph McCormick Construction Company, Inc.	\$1,584,973.87	\$1,584,973.87					
91603			1	New Enterprise	\$939,177.97	\$939,177.97	Verified	Standard	09	Bedford	---/26/018

PennDOT Letting Results – March 24, 2016

				Stone & Lime Co., Inc.								
			2	Grannas Bros. Stone & Asphalt Co., Inc.	\$1,075,675.53	\$1,075,675.53						
99961			1	Glenn O. Hawbaker, Inc.	\$1,017,000.00	\$1,017,000.00	Verified	Standard	01	Mercer	---/418/461	
			2	Kirila Contractors, Inc.	\$1,027,390.00	\$1,027,390.00						
			3	Sharon Paving And Construction Co., Inc.	\$1,032,803.01	\$1,032,803.01						
			4	Shields Asphalt Paving, Inc.	\$1,164,000.00	\$1,164,000.00						
78691			1	Cottle's Asphalt Maintenance, Inc.	\$1,775,481.50	\$1,263,481.50	Verified	Standard	08	Franklin	---/456/002	
			2	Deblin, Inc.	\$1,817,808.41	\$1,305,808.41						
			3	Clearwater Construction, Inc.	\$1,887,000.00	\$1,375,000.00						
			4	Charles J. Merlo, Inc.	\$2,017,000.00	\$1,505,000.00						
101408			1	Bronder Technical Services, Inc	\$950,151.85	\$950,151.85	Verified	Standard	11	Allegheny	---/0000/	
			2	Power Contracting Co	\$980,675.62	\$980,675.62						
			3	Traffic Control & Engineering Co., Inc.	\$1,046,877.51	\$1,046,877.51						
			4	Bruce - Merrilees Electric Company	\$1,069,456.39	\$1,069,456.39						
			5	S. E. T., Inc.	\$1,177,957.00	\$1,177,957.00						

PennDOT Letting Results – March 24, 2016

94932			1	A. Folino Construction Inc.	\$869,869.69	\$869,869.69	Verified	Municipal	10	Butler	---/3020/296
			2	The Lane Construction Corporation	\$1,062,307.05	\$1,062,307.05					
			3	J.C. Lee Construction And Supply Company	\$1,088,459.26	\$1,088,459.26					
			4	Baiano Construction Inc.	\$1,089,889.00	\$1,089,889.00					
			5	Lindy Paving, Inc.	\$1,271,517.60	\$1,271,517.60					
4896			1	Dolomite Products Company Inc. DBA A. L. Blades	\$723,602.50	\$723,602.50	Verified	Standard	02	Potter	---/244/A04
			2	Thomas Construction Inc	\$727,610.00	\$727,610.00					
			3	The L.C. Whitford Company, Inc.	\$894,244.00	\$894,244.00					
			4	Clearwater Construction, Inc.	\$1,035,000.00	\$1,035,000.00					
105508			1	Quaker Sales Corporation	\$503,498.00	\$503,498.00	Verified	Standard	10	Jefferson	---/3021/0
			2	Derry Construction Co., Inc.	\$538,030.21	\$538,030.21					
			3	Glenn O. Hawbaker, Inc.	\$563,600.00	\$563,600.00					
			4	HRI, Inc.	\$564,582.92	\$564,582.92					

PennDOT Letting Results – March 24, 2016

104384		1	Green Acres Contracting Co., Inc.	\$550,000.00	\$550,000.00	Verified	Standard	02	Potter	---/144/N36
		2	Penn Line Service, Inc.	\$608,675.63	\$608,675.63					
		3	Wm. Orr & Sons, Inc.	\$645,509.40	\$645,509.40					
104253		1	Power Contracting Co	\$473,789.86	\$473,789.86	Verified	Municipal	09	Blair	---/4017/JGP
		2	Bruce - Merrilees Electric Company	\$498,447.00	\$498,447.00					
		3	M and B Services, LLC	\$516,491.09	\$516,491.09					
		4	Gordon L. DeLozier, Inc.	\$586,599.95	\$586,599.95					
102439		1	Glenn O. Hawbaker, Inc.	\$394,000.00	\$394,000.00	Verified	Municipal	02	Mifflin	---/0000/
		2	Jay Fulkroad & Sons Inc	\$436,607.87	\$436,607.87					
106024		1	Concrete Coring Company Inc.	\$226,898.38	\$226,898.38	Verified	Standard	01	Venango	---/0000/
		2	Green Acres Contracting Co., Inc.	\$242,000.00	\$242,000.00					
		R	D.W. Miller, Inc.	\$237,973.00	\$237,973.00	Incomplete Addenda				

****ECMS #73390 Allegheny – SR 0000 (--) moved to 4/7/2016 ****

****ECMS #74576 Warren – SR 958 (B03) moved to 4/7/2016 ****

****ECMS #97008 Venango – SR 2015 (DFB) moved to 4/7/2016 ****

****ECMS #97144 Erie – SR 98 (B05) moved to 4/7/2016 ****

****ECMS #105072 Indiana – SR 85 (0) moved to 4/7/2016****