





PennDOT Letting Results – April 20, 2017

BID RESULTS

Records 1 to 160 of 160												Page 1 of 1	Records Per Page: <input type="text" value="500"/>
Let Date	Project	Award Date	Rank	Bidders	Bid Total	Contract Amount	Bid Status	Project Type	Dist	County	Group/SR/Section		
	107665		1	Tresco Paving Corporation	\$7,731,072.25	\$7,731,072.25	Verified	Standard	12	Westmoreland	12-17-SI5 Westmoreland/819/SIP		
			2	Derry Construction Co., Inc.	\$7,981,152.55	\$7,981,152.55							
			3	A. Folino Construction Inc.	\$9,193,919.39	\$9,193,919.39							
			4	New Enterprise Stone & Lime Co., Inc.	\$10,896,686.47	\$10,896,686.47							
	91966		1	HRI, Inc.	\$6,198,730.00	\$6,198,730.00	Verified	Standard	02	Clearfield	---/255/268		
			2	Glenn O. Hawbaker, Inc.	\$6,339,124.00	\$6,339,124.00							
			3	New Enterprise Stone & Lime Co., Inc.	\$6,520,791.30	\$6,520,791.30							
	107711		1	Kirila Contractors, Inc.	\$2,668,837.00	\$2,668,837.00	Verified	Standard	01	Mercer	---/62/471		
			2	Sharon Paving And Construction Co., Inc.	\$2,714,871.84	\$2,714,871.84							
			3	Glenn O. Hawbaker, Inc.	\$2,894,342.00	\$2,894,342.00							
	106778		1	Nationwide Construction Group	\$2,874,523.68	\$2,874,523.68	Verified	Standard	09	Fulton	0070-01S/0000/		
			2	Green Acres Contracting Co., Inc.	\$3,106,905.00	\$3,106,905.00							
			3	L. S. Lee, Inc.	\$3,913,486.00	\$3,913,486.00							
			4	Penn Line Service, Inc.	\$4,988,240.00	\$4,988,240.00							

PennDOT Letting Results – April 20, 2017

64677		1	Swank Construction Company, LLC	\$2,566,108.82	\$2,566,108.82	Verified	Standard	02	Clearfield	---/879/P19
		2	HRI, Inc.	\$2,782,779.00	\$2,782,779.00					
		3	Francis J. Palo, Inc.	\$2,943,019.00	\$2,943,019.00					
		4	Clearwater Construction, Inc.	\$2,984,000.00	\$2,984,000.00					
		5	Glenn O. Hawbaker, Inc.	\$3,680,086.00	\$3,680,086.00					
		6	C.H. & D. Enterprises Inc.	\$4,267,748.50	\$4,267,748.50					
29393		1	Clearwater Construction, Inc.	\$2,373,000.00	\$2,373,000.00	Verified	Standard	11	Lawrence	---/2030/L03
		2	Advantage Steel and Construction L.L.C	\$2,492,179.27	\$2,492,179.27					
		3	Mosites Construction Company	\$2,897,777.00	\$2,897,777.00					
98030		1	Glenn O. Hawbaker, Inc.	\$2,227,277.00	\$2,227,277.00	Verified	Standard	01	Mercer	---/208/07M
		2	Sharon Paving And Construction Co., Inc.	\$2,503,293.64	\$2,503,293.64					
		3	J.C. Lee Construction And Supply Company	\$2,525,025.00	\$2,525,025.00					
		4	Lindy Paving, Inc.	\$3,058,678.97	\$3,058,678.97					
		5	Shields Asphalt Paving, Inc.	\$3,352,923.14	\$3,352,923.14					
102808		1	New Enterprise Stone & Lime Co., Inc.	\$1,721,221.49	\$1,721,221.49	Verified	Standard	02	Clearfield	---/322/264
		2	HRI, Inc.	\$1,724,759.00	\$1,724,759.00					
		3	Glenn O. Hawbaker, Inc.	\$1,755,897.00	\$1,755,897.00					



PennDOT Letting Results – April 20, 2017

106120		1	Power Contracting Co	\$1,537,577.30	\$1,537,577.30	Verified	Standard	09	Somerset	---/219/001
		2	Bronder Technical Services, Inc	\$1,667,244.27	\$1,667,244.27					
		3	Dixon Electric, Inc.	\$1,694,160.80	\$1,694,160.80					
		4	Wellington Power Corporation	\$1,705,498.00	\$1,705,498.00					
		5	Bruce - Merrilees Electric Company	\$1,947,947.00	\$1,947,947.00					
		6	TSB Inc. d/b/a Schultheis Electric	\$2,599,587.10	\$2,599,587.10					
		7	Kuharchik Construction, Inc.	\$2,661,056.00	\$2,661,056.00					
99022		1	DeAngelo Brothers, LLC	\$774,444.00	\$774,444.00	Verified	Standard	11	Allegheny	---/0000/
		2	Michael Facchiano Contracting, Inc.	\$779,914.00	\$779,914.00					
107883		1	IA Construction Corporation	\$1,121,767.67	\$1,121,767.67	Verified	Standard	01	Venango	---/1001/572
		2	Glenn O. Hawbaker, Inc.	\$1,174,174.00	\$1,174,174.00					
99047		1	Swank Construction Company, LLC	\$1,180,656.00	\$1,180,656.00	Verified	Standard	11	Allegheny	---/0000/
		2	Concrete Coring Company Inc.	\$1,195,818.00	\$1,195,818.00					
		3	Scodeller Construction, Inc.	\$2,471,822.00	\$2,471,822.00					
107499		1	Quaker Sales Corporation	\$788,581.88	\$788,581.88	Verified	Standard	09	Cambria	---/3012/001
		2	HRI, Inc.	\$934,732.59	\$934,732.59					
79224		1	JET Excavating Co.	\$533,033.25	\$533,033.25	Verified	Municipal	01	Mercer	---/0/000

PennDOT Letting Results – April 20, 2017

			2	Clearwater Construction, Inc.	\$708,000.00	\$708,000.00					
			3	MEKIS Construction Corporation	\$733,485.80	\$733,485.80					
			4	Shingledecker's Welding, Inc	\$777,000.11	\$777,000.11					
107153			1	Clearwater Construction, Inc.	\$536,000.00	\$536,000.00	Verified	Standard	02	Mckean	LDR/6/REM
			2	Robert J. Cummins d/b/a Bob Cummins Construction Company	\$543,378.30	\$543,378.30					
			3	The L.C. Whitford Company, Inc.	\$566,887.00	\$566,887.00					
			4	Francis J. Palo, Inc.	\$617,006.00	\$617,006.00					
			5	Glenn O. Hawbaker, Inc.	\$635,750.00	\$635,750.00					
106777			1	RAM Construction Services of Michigan, Inc.	\$357,618.00	\$357,618.00	Verified	Standard	09	Bedford	---/0000/
			2	DeAngelo Brothers, LLC	\$364,973.30	\$364,973.30					
			R	Allison Park Contractors, Inc.	\$0.00	\$0.00	Bid Unreadable				
107704			1	Concrete Coring Company Inc.	\$324,935.00	\$324,935.00	Verified	Standard	09	Bedford	---/26/001
			2	D.W. Miller, Inc.	\$637,712.00	\$637,712.00					
			3	Green Acres Contracting Co., Inc.	\$797,000.00	\$797,000.00					
58275			1	Shingledecker's Welding, Inc	\$302,040.95	\$302,040.95	Verified	Standard	01	Venango	---/4006/B01

PennDOT Letting Results – April 20, 2017

			2	Clearwater Construction, Inc.	\$343,000.00	\$343,000.00					
106445			1	Perram Electric, Inc.	\$260,975.00	\$260,975.00	Verified	Standard	01	Erie	---/19/06S
			2	M and B Services, LLC	\$268,771.00	\$268,771.00					
			3	Bruce - Merrilees Electric Company	\$294,294.00	\$294,294.00					
			4	Power Contracting Co	\$316,335.26	\$316,335.26					
			5	Bronder Technical Services, Inc	\$329,420.35	\$329,420.35					
93620			1	GeoBuild, LLC	\$99,914.00	\$99,914.00	Verified	Standard	01	Erie	---/1006/B01
			R	Proshot Concrete, Inc	\$0.00	\$0.00	Bid Unreadable				