



## PennDOT Letting Results – April 26, 2018

### BID RESULTS

Let Date	Project	Award Date	Rank	Bidders	Bid Total	Contract Amount	Bid Status	Project Type	Dist	County	Group/SR/Section
04/26/2018	78212 		1	Mosites Construction Company	<b>\$10,977,422.00</b>	\$10,977,422.00	Apparent	Municipal	11	Allegheny	---/7110/LOC
			2	Brayman Construction Corporation	\$11,320,818.00	\$11,320,818.00					
			3	Joseph B. Fay Co.	\$12,408,864.90	\$12,408,864.90					
			4	Allison Park Contractors, Inc.	\$12,800,000.00	\$12,800,000.00					
			5	Trumbull Corporation	\$13,793,139.56	\$13,793,139.56					
			6	The Lane Construction Corporation	\$14,811,636.35	\$14,811,636.35					
	105452 		1	Lindy Paving, Inc.	<b>\$11,863,079.60</b>	\$11,863,079.60	Verified	Standard	11	Beaver	18/Rochester-Monaca Br/18/B53
	101231 		1	Gulisek Construction LLC Lindy Paving, Inc.	<b>\$10,078,974.91</b>	\$10,078,974.91	Verified	Standard	11	Beaver	6018/MonacaRochester-8041/6018/B08
	98411 		1	A. Folino Construction Inc.	<b>\$4,568,000.00</b>	\$4,568,000.00	Verified	Standard	12	Fayette	PA 166: Hibbs to Brownsville/166/06R
			2	Golden Eagle Construction Co.	\$4,807,120.05	\$4,807,120.05					
	97950 		1	Swank Construction Company, LLC	<b>\$2,753,353.46</b>	\$2,753,353.46	Verified	Standard	11	Lawrence	---/3010/L04
			2	Clearwater Construction, Inc.	\$2,776,000.00	\$2,776,000.00					
			3	Allison Park Contractors, Inc.	\$2,934,000.00	\$2,934,000.00					


## PennDOT Letting Results – April 26, 2018

			4	J.F. Shea Construction, Inc.	\$2,965,198.15	\$2,965,198.15						
			5	MEKIS Construction Corporation	\$3,065,291.92	\$3,065,291.92						
			6	Mosites Construction Company	\$3,114,422.00	\$3,114,422.00						
			7	Gulisek Construction LLC	\$3,211,117.82	\$3,211,117.82						
			8	Joseph B. Fay Co.	\$3,219,186.24	\$3,219,186.24						
			9	Brayman Construction Corporation	\$3,269,186.46	\$3,269,186.46						
			10	C.H. & D. Enterprises Inc.	\$3,305,719.29	\$3,305,719.29						
105378			1	Swank Construction Company, LLC	<b>\$2,297,724.35</b>	\$2,297,724.35	Verified	Standard	10	Indiana	---/22/403	
			2	HRI, Inc.	\$2,318,938.00	\$2,318,938.00						
89985			1	LTT Trucking LLC	<b>\$2,130,168.00</b>	\$2,130,168.00	Verified	Standard	02	Clinton	LDR/64/A02	
			2	Wolyniec Construction, Inc.	\$2,444,444.44	\$2,444,444.44						
			3	Rylind Construction Company, Inc.	\$2,596,811.77	\$2,596,811.77						
			4	Kevin E. Raker Construction, LLC	\$2,599,719.84	\$2,599,719.84						
			5	Nestlerode Contracting Company, Inc.	\$2,704,464.84	\$2,704,464.84						




### PennDOT Letting Results – April 26, 2018

			6	Glenn O. Hawbaker, Inc.	\$2,785,564.00	\$2,785,564.00						
			7	Francis J. Palo, Inc.	\$2,843,060.00	\$2,843,060.00						
			8	HRI, Inc.	\$3,008,077.80	\$3,008,077.80						
			9	Clearwater Construction, Inc.	\$3,286,000.00	\$3,286,000.00						
			10	Jay Fulkroad & Sons Inc	\$3,730,180.49	\$3,730,180.49						
4601			1	LTT Trucking LLC	<b>\$2,199,443.45</b>	\$2,199,443.45	Verified	Standard	02	Clinton	---/120/P22	
			2	Francis J. Palo, Inc.	\$2,261,639.00	\$2,261,639.00						
			3	HRI, Inc.	\$2,472,452.22	\$2,472,452.22						
			4	Glenn O. Hawbaker, Inc.	\$2,562,378.00	\$2,562,378.00						
110852			1	IA Construction Corporation	<b>\$2,039,988.77</b>	\$2,039,988.77	Verified	Standard	01	Venango	---/2013/582	
			2	Glenn O. Hawbaker, Inc.	\$2,114,068.00	\$2,114,068.00						
			3	Sharon Paving And Construction Co., Inc.	\$2,124,300.70	\$2,124,300.70						
			4	Shields Asphalt Paving, Inc.	\$2,299,069.21	\$2,299,069.21						
			5	Russell Standard Corporation	\$2,435,853.42	\$2,435,853.42						
100526			1	IA Construction Corporation	<b>\$1,621,777.77</b>	\$1,621,777.77	Verified	Standard	01	Warren	---/1021/681	
			2	Russell Standard Corporation	\$1,728,782.71	\$1,728,782.71						
			3	Glenn O. Hawbaker, Inc.	\$1,884,840.00	\$1,884,840.00						

### PennDOT Letting Results – April 26, 2018

110303			1	Francis J. Palo, Inc.	<b>\$1,887,026.00</b>	\$1,887,026.00	Verified	Standard	02	Centre	---/64/P30
			2	Glenn O. Hawbaker, Inc.	\$1,915,930.00	\$1,915,930.00					
			3	HRI, Inc.	\$2,187,692.20	\$2,187,692.20					
93370			1	Mosites Construction Company	<b>\$1,377,447.00</b>	\$1,377,447.00	Apparent	Municipal	11	Allegheny	---/7403/LOC
			2	J.F. Shea Construction, Inc.	\$1,385,825.20	\$1,385,825.20					
			3	Clearwater Construction, Inc.	\$1,524,000.00	\$1,524,000.00					
			4	Thornbury, Inc.	\$1,596,472.35	\$1,596,472.35					
			5	Brayman Construction Corporation	\$1,647,367.03	\$1,647,367.03					
			6	C.H. & D. Enterprises Inc.	\$1,707,905.75	\$1,707,905.75					
109866			1	RAM Construction Services of Michigan, Inc.	<b>\$1,088,774.00</b>	\$1,088,774.00	Verified	Standard	12	Westmoreland	2018 HSIP HFS Contract/30/HFS
			2	DeAngelo Brothers, LLC	\$1,094,290.20	\$1,094,290.20					
			3	Allison Park Contractors, Inc.	\$1,250,000.00	\$1,250,000.00					
110880			1	The Lane Construction Corporation	<b>\$2,341,687.00</b>	\$2,341,687.00	Verified	Standard	11	Allegheny	I 376 Edgewood to Monroeville/376/A65
109921			1	Midlantic Marking, Inc.	<b>\$700,948.00</b>	\$700,948.00	Apparent	Standard	09	Bedford	9900-SP8/0000/
			2	DeAngelo Brothers, LLC	\$989,498.00	\$989,498.00					

## PennDOT Letting Results – April 26, 2018

			R	Oglesby Construction Inc	\$0.00	\$0.00	Bid Unreadable				
106055			1	Quaker Sales Corporation	<b>\$599,328.20</b>	\$599,328.20	Verified	Standard	09	Cambria	---/3013/001
			2	HRI, Inc.	\$654,451.61	\$654,451.61					
107965			1	Clearwater Construction, Inc.	<b>\$818,000.00</b>	\$818,000.00	Apparent	Municipal	09	Blair	9900-12P/0000/12P
			2	Leonard S. Fiore, Inc.	\$982,923.32	\$982,923.32					
			3	Cottle's Asphalt Maintenance, Inc.	\$1,401,594.40	\$1,401,594.40					
97403			1	Clearwater Construction, Inc.	<b>\$626,000.00</b>	\$626,000.00	Apparent	Standard	01	Venango	---/427/B04
			2	C.H. & D. Enterprises Inc.	\$703,077.77	\$703,077.77					
			3	MEKIS Construction Corporation	\$926,816.50	\$926,816.50					
			4	Advantage Steel and Construction L.L.C	\$939,695.30	\$939,695.30					