

PennDOT Letting Results – June 9, 2016



BID RESULTS

Let Date	Project 	Award Date	Rank	Bidders	Bid Total	Contract Amount	Bid Status	Project Type	Dist	County	Group/SR/Section
06/09/2016	88541 		1	Brayman Construction Corporation	\$25,391,749.45	\$25,391,749.45	Verified	Municipal	11	Allegheny	---/7301/0
			2	Mosites Construction Company	\$25,447,777.00	\$25,447,777.00					
			3	Trumbull Corporation	\$25,811,992.70	\$25,811,992.70					
			4	Joseph B. Fay Co.	\$26,867,705.20	\$26,867,705.20					
			5	Mascaro Contracting, L.P.	\$27,053,571.43	\$27,053,571.43					
			6	Swank Construction Company, LLC	\$28,454,244.43	\$28,454,244.43					
	101025 		1	IA Construction Corporation	\$5,241,127.77	\$5,241,127.77	Verified	Standard	02	Potter	2-16-ST6/155/PBE
			2	Glenn O. Hawbaker, Inc.	\$5,387,155.00	\$5,387,155.00					
	63786 		1	Allison Park Contractors, Inc.	\$3,223,500.00	\$3,223,500.00	Verified	Standard	11	Beaver	Geotechnical Maint 2016/3038/0
			2	Michael Facchiano Contracting, Inc.	\$3,248,931.50	\$3,248,931.50					
			3	Plum Contracting, Inc.	\$3,441,870.00	\$3,441,870.00					
			4	Swank Construction Company, LLC	\$3,813,992.00	\$3,813,992.00					
	107247 		1	IA Construction Corporation	\$2,473,166.77	\$2,473,166.77	Verified	Standard	01	Warren	---/2001/PBR
			2	Glenn O. Hawbaker, Inc.	\$3,127,816.00	\$3,127,816.00					
	92912 		1	Thornbury, Inc.	\$2,746,904.05	\$2,746,904.05	Apparent	Standard	11	Beaver	---/7446/LBB
			2	Allison Park Contractors, Inc.	\$3,095,000.00	\$3,095,000.00					
			3	Clearwater Construction, Inc.	\$3,146,000.00	\$3,146,000.00					

PennDOT Letting Results – June 9, 2016

			4	BECDIR Construction Company (Inc.)	\$3,154,336.82	\$3,154,336.82					
			5	Trumbull Corporation	\$3,333,333.33	\$3,333,333.33					
			6	Pugliano Construction Co. Inc.	\$3,499,678.25	\$3,499,678.25					
			7	C.H. & D. Enterprises Inc.	\$3,551,787.87	\$3,551,787.87					
			8	JET Excavating Co.	\$3,618,209.50	\$3,618,209.50					
	88189		1	Glenn O. Hawbaker, Inc.	\$1,854,568.00	\$1,854,568.00	Verified	Standard	02	Centre	---/3011/A03
			2	HRI, Inc.	\$1,899,843.00	\$1,899,843.00					
			3	Francis J. Palo, Inc.	\$2,233,011.00	\$2,233,011.00					
			4	LTT Trucking LLC	\$2,344,405.05	\$2,344,405.05					
			5	Clearwater Construction, Inc.	\$2,387,000.00	\$2,387,000.00					
			6	Jay Fulkroad & Sons Inc	\$2,645,998.95	\$2,645,998.95					
			R	Mid-State Paving, LLC.	\$1,895,890.25	\$1,895,890.25	Incomplete Addenda				
	99694		1	Mayer Brothers Construction Company	\$1,848,125.45	\$1,848,125.45	Verified	Standard	01	Erie	---/699/262
			2	Russell Standard Corporation	\$2,016,361.02	\$2,016,361.02					
			3	Joseph McCormick Construction Company, Inc.	\$2,148,566.92	\$2,148,566.92					
	98688		1	Russell Standard Corporation	\$1,534,726.89	\$1,534,726.89	Verified	Standard	01	Crawford	---/6/19M
			2	Joseph McCormick Construction Company, Inc.	\$1,616,308.10	\$1,616,308.10					


PennDOT Letting Results – June 9, 2016

106774			1	Joseph McCormick Construction Company, Inc.	\$1,213,763.14	\$1,213,763.14	Verified	Standard	01	Erie	---/430/263
			2	Mayer Brothers Construction Company	\$1,278,199.34	\$1,278,199.34					
			3	Russell Standard Corporation	\$1,298,765.43	\$1,298,765.43					
105747			1	J.F. Shea Construction, Inc.	\$1,808,500.00	\$1,808,500.00	Verified	Standard	12	Greene	D12 Deck Replacements 2016/4017/02M
			2	Clearwater Construction, Inc.	\$2,040,000.00	\$2,040,000.00					
			3	Mosites Construction Company	\$2,117,777.00	\$2,117,777.00					
			4	Gulisek Construction LLC	\$2,412,559.10	\$2,412,559.10					
99851			1	IA Construction Corporation	\$984,157.77	\$984,157.77	Verified	Standard	01	Forest	---/3004/361
			2	Glenn O. Hawbaker, Inc.	\$1,035,897.00	\$1,035,897.00					
			3	Russell Standard Corporation	\$1,349,494.31	\$1,349,494.31					
106228			1	Joseph McCormick Construction Company, Inc.	\$684,774.17	\$684,774.17	Verified	Standard	01	Crawford	---/4008/162
			2	Glenn O. Hawbaker, Inc.	\$776,776.00	\$776,776.00					
			3	Mayer Brothers Construction Company	\$809,277.65	\$809,277.65					
			4	Russell Standard Corporation	\$883,883.88	\$883,883.88					
105169			1	Glenn O. Hawbaker, Inc.	\$489,514.00	\$489,514.00	Verified	Standard	02	Cameron	---/2001/P16
			2	Francis J. Palo, Inc.	\$493,589.00	\$493,589.00					
			3	LTT Trucking LLC	\$532,416.99	\$532,416.99					
			4	Clearwater Construction, Inc.	\$596,000.00	\$596,000.00					

PennDOT Letting Results – June 9, 2016

			5	C.H. & D. Enterprises Inc.	\$620,593.60	\$620,593.60						
102993			1	A. Liberoni, Inc.	\$512,759.94	\$512,759.94	Verified	Municipal	12	Washington	Cal Tech Park Access Rd/0000/CTP	
			2	A. Folino Construction Inc.	\$596,596.59	\$596,596.59						
			3	The Lane Construction Corporation	\$664,000.00	\$664,000.00						
			4	Michael Facchiano Contracting, Inc.	\$855,727.66	\$855,727.66						
106850			1	IA Construction Corporation	\$502,137.77	\$502,137.77	Verified	Standard	01	Venango	---/268/562	
			2	Shields Asphalt Paving, Inc.	\$557,000.00	\$557,000.00						
			3	Glenn O. Hawbaker, Inc.	\$565,000.00	\$565,000.00						
104470			1	Gerald J. Tedesco d/b/a Tedesco Construction Company	\$613,637.00	\$613,637.00	Apparent	Municipal	11	Allegheny	---/51/0	
			2	A. Folino Construction Inc.	\$849,819.99	\$849,819.99						
873			1	Chivers Construction Company, Inc.	\$281,327.00	\$281,327.00	Verified	Municipal	01	Erie	---/0000/L00	
			2	MEKIS Construction Corporation	\$349,480.02	\$349,480.02						
			3	Joseph B. Fay Co.	\$361,948.50	\$361,948.50						
			4	Clearwater Construction, Inc.	\$381,000.00	\$381,000.00						
			5	BECDIR Construction Company (Inc.)	\$477,477.47	\$477,477.47						

PennDOT Letting Results – June 9, 2016

102965			1	Power Contracting Co	\$228,293.80	\$228,293.80	Apparent	Municipal	11	Allegheny	---/0000/TAP
			2	Bruce - Merrilees Electric Company	\$274,494.32	\$274,494.32					
			3	Traffic Control & Engineering Co., Inc.	\$276,389.35	\$276,389.35					