







## PennDOT Letting Results – July 26, 2018

### BID RESULTS

Let Date	Project	Award Date	Rank	Bidders	Bid Total	Contract Amount	Bid Status	Project Type	Dist	County	Group/SR/Section
07/26/2018	111187		1	Green Acres Contracting Co., Inc.	<b>\$800,000.00</b>	\$800,000.00	Apparent	Standard	02	Centre	---/53/0
	108935		1	Wyoming Electric & Signal Inc.	<b>\$1,549,668.00</b>	\$1,549,668.00	Verified	Standard	09	Cambria	---/22/26T
			2	Dixon Electric, Inc.	\$1,717,860.75	\$1,717,860.75					
			3	Bruce - Merrilees Electric Company	\$1,726,398.86	\$1,726,398.86					
			4	Bronder Technical Services, Inc	\$1,732,734.74	\$1,732,734.74					
			5	Power Contracting Co	\$2,025,000.00	\$2,025,000.00					
	108264		1	Cottle's Asphalt Maintenance, Inc.	<b>\$2,541,104.27</b>	\$2,541,104.27	Verified	Standard	09	Somerset	---/2047/001
			2	New Enterprise Stone & Lime Co., Inc.	\$2,569,223.48	\$2,569,223.48					
			3	Keystone Lime Company, Inc.	\$2,571,643.03	\$2,571,643.03					
	107622		1	C.H. & D. Enterprises Inc.	<b>\$789,459.05</b>	\$789,459.05	Verified	Municipal	12	Washington	Wash Co Fairgrounds Ph 2/0000/
			2	Plum Contracting, Inc.	\$796,464.00	\$796,464.00					
			3	Michael Facchiano Contracting, Inc.	\$867,867.00	\$867,867.00					
			4	Independent Enterprises, Inc.	\$1,021,568.25	\$1,021,568.25					
	106765		1	<b>M and B Services, LLC</b>	<b>\$470,387.10</b>	\$470,387.10	Apparent	Standard	01	Mercer	---/18/S03
			2	Wyoming Electric & Signal Inc.	\$496,287.50	\$496,287.50					
			3	Bronder Technical Services, Inc	\$510,771.52	\$510,771.52					
			4	Power Contracting Co	\$514,000.00	\$514,000.00					
			5	Bruce - Merrilees Electric Company	\$527,761.53	\$527,761.53					
	97667		1	Glenn O. Hawbaker, Inc.	<b>\$889,845.00</b>	\$889,845.00	Verified	Standard	01	Mercer	---/846/SLD

### PennDOT Letting Results – July 26, 2018

			2	Clearwater Construction, Inc.	\$910,000.00	\$910,000.00					
			3	C.H. & D. Enterprises Inc.	\$945,039.19	\$945,039.19					
			4	Joseph B. Fay Co.	\$979,060.30	\$979,060.30					
			5	Francis J. Palo, Inc.	\$987,746.00	\$987,746.00					
			6	Chivers Construction Company, Inc.	\$1,108,331.90	\$1,108,331.90					
			7	Thomas Construction Inc	\$1,156,927.00	\$1,156,927.00					
29613			1	Penn Line Service, Inc.	<b>\$2,498,186.34</b>	\$2,498,186.34	Verified	Standard	11	Allegheny	---/0000/
1271			1	MEKIS Construction Corporation	<b>\$6,648,313.78</b>	\$6,648,313.78	Verified	Standard	01	Erie	---/20/B09
			2	Swank Construction Company, LLC	\$6,990,343.57	\$6,990,343.57					
			3	Mascaro Contracting, L.P.	\$7,226,140.90	\$7,226,140.90					
			4	Clearwater Construction, Inc.	\$7,720,000.00	\$7,720,000.00					
			5	Brayman Construction Corporation	\$8,098,742.91	\$8,098,742.91					
			6	Joseph B. Fay Co.	\$8,160,758.89	\$8,160,758.89					