


PennDOT Letting Results – August 11, 2016



BID RESULTS

Let Date	Project 	Award Date	Rank	Bidders	Bid Total	Contract Amount	Bid Status	Project Type	Dist	County	Group/SR/Section
08/11/2016	1343 		1	MEKIS Construction Corporation	\$24,179,081.87	\$23,774,703.87	Verified	Standard	01	Forest	---/62/B01
			2	Glenn O. Hawbaker, Inc.	\$24,307,484.00	\$22,472,230.00					
			3	Francis J. Palo, Inc.	\$26,092,272.00	\$24,863,585.00					
			4	Brayman Construction Corporation	\$26,867,902.25	\$26,712,372.25					
			5	Joseph B. Fay Co.	\$29,004,663.20	\$28,180,354.20					
			6	Clearwater Construction, Inc.	\$31,462,000.00	\$31,462,000.00					
	101218 		1	Lindy Paving, Inc.	\$1,967,657.45	\$1,967,657.45	Verified	Standard	11	Beaver	---/2008/B05
			2	The Lane Construction Corporation	\$2,143,728.50	\$2,143,728.50					
			3	A. Folino Construction Inc.	\$2,171,217.12	\$2,171,217.12					
	93587 		1	Thomas Construction Inc	\$1,816,755.00	\$1,816,755.00	Apparent	Standard	02	Elk	---/66/N29
			2	HRI, Inc.	\$1,887,983.00	\$1,887,983.00					
			3	Glenn O. Hawbaker, Inc.	\$1,935,000.00	\$1,935,000.00					
			4	Robert J. Cummins d/b/a Bob Cummins Construction Company	\$2,432,250.33	\$2,432,250.33					
	104262 		1	Frank J. Zottola Construction, Inc.	\$1,761,655.00	\$1,761,655.00	Verified	Municipal	11	Allegheny	Lower Hill Element II-C TAP/0000/TAP
			2	A Merante Contracting Inc	\$1,779,634.17	\$1,779,634.17					
			3	S. E. T., Inc.	\$2,409,846.72	\$2,409,846.72					
			4	Michael Facchiano Contracting, Inc.	\$2,424,934.49	\$2,424,934.49					
			5	Gulisek Construction LLC	\$2,462,401.09	\$2,462,401.09					
			6	Golden Triangle Construction Company, Inc.	\$2,537,833.35	\$2,537,833.35					
	104261 		1	Dixon Electric, Inc.	\$1,232,887.90	\$1,232,887.90	Verified	Standard	02	Mifflin	---/322/717

PennDOT Letting Results – August 11, 2016

			2	Wellington Power Corporation	\$1,480,283.72	\$1,480,283.72						
			3	Bruce - Merrilees Electric Company	\$1,482,998.29	\$1,482,998.29						
			4	Power Contracting Co	\$1,487,206.87	\$1,487,206.87						
			5	Kuharchik Construction, Inc.	\$1,572,609.20	\$1,572,609.20						
			6	Bronder Technical Services, Inc	\$1,746,027.04	\$1,746,027.04						
107129			1	Bronder Technical Services, Inc	\$761,637.64	\$761,637.64	Verified	Standard	01	Venango	---/0000/	
104276			1	M and B Services, LLC	\$515,417.00	\$515,417.00	Verified	Municipal	02	Centre	---/26/0	
			2	G & R Charles Excavating, LTD	\$582,405.00	\$582,405.00						
			3	Wolyniec Construction, Inc.	\$605,410.45	\$605,410.45						
			4	Glenn O. Hawbaker, Inc.	\$748,255.00	\$748,255.00						
			5	Mid-State Paving, LLC.	\$822,225.85	\$822,225.85						
			6	HRI, Inc.	\$1,090,538.00	\$1,090,538.00						
28810			1	JET Excavating Co.	\$357,986.50	\$357,986.50	Verified	Municipal	11	Beaver	---/7207/LOC	
			2	Pugliano Construction Co. Inc.	\$383,928.72	\$383,928.72						
			3	Allison Park Contractors, Inc.	\$422,500.00	\$422,500.00						
			4	C.H. & D. Enterprises Inc.	\$440,000.00	\$440,000.00						
			5	Horizon Construction Group, Inc.	\$514,900.00	\$514,900.00						
1694			1	Shingledecker's Welding, Inc	\$302,774.08	\$302,774.08	Verified	Municipal	01	Mercer	---/0/BR	
			2	JET Excavating Co.	\$343,712.35	\$343,712.35						
			3	Horizon Construction Group, Inc.	\$431,600.00	\$431,600.00						
			4	C.H. & D. Enterprises Inc.	\$440,000.00	\$440,000.00						

PennDOT Letting Results – August 11, 2016

106599			1	Donegal Construction Corporation	\$191,774.14	\$191,774.14	Verified	Standard	01	Crawford	---/27/0
105386			1	Carmen Paliotta Contracting Inc	\$143,630.41	\$143,630.41	Verified	Standard	12	Fayette	SR 4036 o Br Ltl Redstone-DFB/4036/0
			2	Lone Pine Construction, Inc.	\$146,000.00	\$146,000.00					
			3	C.H. & D. Enterprises Inc.	\$155,550.00	\$155,550.00					