

PennDOT Letting Results – August 25, 2016




BID RESULTS

Let Date	Project 	Award Date	Rank	Bidders	Bid Total	Contract Amount	Bid Status	Project Type	Dist	County	Group/SR/Section
08/25/2016	95558 		1	Swank Construction Company, LLC	\$20,997,745.61	\$20,997,745.61	Verified	Standard	01	Erie	---/4012/A00
			2	Joseph B. Fay Co.	\$21,828,832.81	\$21,828,832.81					
			3	Joseph McCormick Construction Company, Inc.	\$22,991,260.26	\$22,991,260.26					
			4	Trumbull Corporation	\$23,465,831.62	\$23,465,831.62					
			5	Chivers Construction Company, Inc.	\$23,509,406.15	\$23,509,406.15					
	79881 		1	Brayman Construction Corporation	\$22,396,769.05	\$22,396,769.05	Verified	Municipal	11	Allegheny	---/0/LOC
			2	Joseph B. Fay Co.	\$23,747,418.00	\$23,747,418.00					
			3	Mascaro Contracting, L.P.	\$25,116,704.26	\$25,116,704.26					
			4	Skanska Koch, Inc.	\$25,450,812.60	\$25,450,812.60					
			R	Halmar International LLC	\$29,346,242.12	\$29,346,242.12	Submitted with Errors				
			R	American Bridge Company	\$0.00	\$0.00	Bid Unreadable				
	96605 		1	Grannas Bros. Stone & Asphalt Co., Inc.	\$8,276,129.55	\$8,276,129.55	Verified	Standard	09	Somerset	---/281/023
			2	HRI, Inc.	\$9,179,889.74	\$9,179,889.74					
			3	New Enterprise Stone & Lime Co., Inc.	\$9,460,998.28	\$9,460,998.28					
			4	C.H. & D. Enterprises Inc.	\$9,636,268.15	\$9,636,268.15					

PennDOT Letting Results – August 25, 2016

483			1	Clearwater Construction, Inc.	\$7,289,000.00	\$7,289,000.00	Verified	Standard	01	Crawford	---/198/B04
			2	Francis J. Palo, Inc.	\$7,293,606.00	\$7,293,606.00					
			3	Swank Construction Company, LLC	\$7,562,528.86	\$7,562,528.86					
			4	Brayman Construction Corporation	\$7,627,687.60	\$7,627,687.60					
			5	MEKIS Construction Corporation	\$7,653,316.03	\$7,653,316.03					
83443			1	Mosites Construction Company	\$4,777,777.00	\$4,777,777.00	Verified	Standard	12	Westmoreland	PA 981 over Loyalhanna Ck/981/10F
			2	Swank Construction Company, LLC	\$5,981,981.00	\$5,981,981.00					
			3	Gulisek Construction LLC	\$6,244,151.70	\$6,244,151.70					
			4	J.F. Shea Construction, Inc.	\$7,222,778.00	\$7,222,778.00					
106712			1	Nationwide Construction Group	\$1,989,844.68	\$1,989,844.68	Verified	Standard	08	Franklin	---/81/077
			2	MorganRail, Inc.	\$2,211,905.30	\$2,211,905.30					
			3	M.L. Ruberton Construction Co., Inc.	\$2,326,264.50	\$2,326,264.50					
			4	L. S. Lee, Inc.	\$2,399,834.00	\$2,399,834.00					
			5	J. Fletcher Creamer & Son, Inc.	\$2,464,000.00	\$2,464,000.00					
			6	Green Acres Contracting Co., Inc.	\$3,371,899.00	\$3,371,899.00					
83206			1	C.H. & D. Enterprises Inc.	\$1,875,000.00	\$1,875,000.00	Verified	Standard	10	Indiana	---/56/457
			2	Charles J. Merlo, Inc.	\$2,004,400.00	\$2,004,400.00					

PennDOT Letting Results – August 25, 2016

			3	Francis J. Palo, Inc.	\$2,153,601.00	\$2,153,601.00					
			4	Pugliano Construction Co. Inc.	\$2,239,120.02	\$2,239,120.02					
			5	Allison Park Contractors, Inc.	\$2,299,145.00	\$2,299,145.00					
99291			1	Bronder Technical Services, Inc	\$1,587,707.07	\$1,587,707.07	Verified	Standard	09	Cambria	---/271/01S
			2	Dixon Electric, Inc.	\$1,612,156.85	\$1,612,156.85					
			3	Bruce - Merrilees Electric Company	\$1,709,932.70	\$1,709,932.70					
			4	Tel-Power, Inc.	\$1,763,564.31	\$1,763,564.31					
			5	Traffic Control & Engineering Co., Inc.	\$1,799,313.20	\$1,799,313.20					
			6	Kuharchik Construction, Inc.	\$1,984,793.50	\$1,984,793.50					
			7	TSB Inc. d/b/a Schultheis Electric	\$2,184,690.00	\$2,184,690.00					
			8	Wellington Power Corporation	\$2,367,039.38	\$2,367,039.38					
99762			1	Joseph McCormick Construction Company, Inc.	\$1,420,674.37	\$1,420,674.37	Verified	Standard	01	Erie	---/19/13M
			2	Russell Standard Corporation	\$1,488,993.41	\$1,488,993.41					
			3	Mayer Brothers Construction Company, Inc.	\$1,790,821.90	\$1,790,821.90					
81649			1	Gulisek Construction LLC	\$1,038,686.17	\$1,038,686.17	Verified	Standard	12	Greene	SR 2021 over Dunkard Ck/2021/01M
			2	Allison Park Contractors, Inc.	\$1,075,000.00	\$1,075,000.00					

PennDOT Letting Results – August 25, 2016

			3	Carmen Paliotta Contracting Inc	\$1,084,297.96	\$1,084,297.96						
			4	Beech Construction, Inc.	\$1,099,151.43	\$1,099,151.43						
			5	Clearwater Construction, Inc.	\$1,208,000.00	\$1,208,000.00						
83292			1	C.H. & D. Enterprises Inc.	\$1,021,505.00	\$1,021,505.00	Verified	Standard	10	Jefferson	---/322/554	
			2	Francis J. Palo, Inc.	\$1,093,604.00	\$1,093,604.00						
			3	Allison Park Contractors, Inc.	\$1,244,950.00	\$1,244,950.00						
103247			1	C.H. & D. Enterprises Inc.	\$1,100,000.00	\$1,100,000.00	Verified	Standard	10	Clarion	---/58/357	
			2	Francis J. Palo, Inc.	\$1,143,603.00	\$1,143,603.00						
			3	Shingledecker's Welding, Inc	\$1,197,738.15	\$1,197,738.15						
			4	Allison Park Contractors, Inc.	\$1,220,000.00	\$1,220,000.00						
99647			1	Pugliano Construction Co. Inc.	\$889,493.77	\$889,493.77	Verified	Standard	11	Allegheny	2016 ADA Curb Ramp/0000/	
			2	Michael Facchiano Contracting, Inc.	\$969,579.26	\$969,579.26						
			3	Gulisek Construction LLC	\$1,070,273.30	\$1,070,273.30						
			4	M and B Services, LLC	\$1,098,123.00	\$1,098,123.00						
			5	S. E. T., Inc.	\$1,136,922.00	\$1,136,922.00						
			6	Frank J. Zottola Construction, Inc.	\$1,322,223.00	\$1,322,223.00						
26145			1	Francis J. Palo, Inc.	\$803,602.00	\$803,602.00	Verified	Standard	10	Jefferson	---/410/550	
			2	C.H. & D. Enterprises Inc.	\$833,000.00	\$833,000.00						
			3	Allison Park Contractors, Inc.	\$962,500.00	\$962,500.00						

PennDOT Letting Results – August 25, 2016

90031			1	Thomas Construction Inc	\$667,618.00	\$667,618.00	Verified	Standard	01	Mercer	---/19/B11
			2	Allison Park Contractors, Inc.	\$924,000.00	\$924,000.00					
69370			1	LTT Trucking LLC	\$492,658.41	\$492,658.41	Verified	Standard	02	Clearfield	---/53/A09
			2	Francis J. Palo, Inc.	\$526,053.00	\$526,053.00					
			3	Glenn O. Hawbaker, Inc.	\$535,535.00	\$535,535.00					
			4	C.H. & D. Enterprises Inc.	\$563,332.85	\$563,332.85					
			5	Cottle's Asphalt Maintenance, Inc.	\$580,383.92	\$580,383.92					
			6	Clearwater Construction, Inc.	\$657,000.00	\$657,000.00					
			7	Gordon L. DeLozier, Inc.	\$732,647.85	\$732,647.85					
103911			1	Gulisek Construction LLC	\$397,651.95	\$397,651.95	Verified	Municipal	12	Westmoreland	Irwin Phase 2- PA Avenue/0000/
			2	Santamaria Landscape & Cement Contractors, Inc.	\$418,539.50	\$418,539.50					
			3	Michael Facchiano Contracting, Inc.	\$539,435.00	\$539,435.00					
104143			1	Mayer Brothers Construction Company, Inc.	\$457,459.90	\$457,459.90	Verified	Standard	01	Crawford	---/198/A02
			2	Joseph McCormick Construction Company, Inc.	\$489,000.00	\$489,000.00					
			3	Russell Standard Corporation	\$499,987.64	\$499,987.64					
			4	J.C. Lee Construction And Supply Company	\$562,688.47	\$562,688.47					

PennDOT Letting Results – August 25, 2016

			5	Allison Park Contractors, Inc.	\$625,190.00	\$625,190.00					
95642			1	Carmen Paliotta Contracting Inc	\$392,200.00	\$392,200.00	Apparent	Standard	12	Fayette	DFB/4022/0
105178			1	Shingledecker's Welding, Inc	\$94,000.00	\$94,000.00	Apparent	Standard	01	Crawford	---/0000/L00
			2	BECDIR Construction Company (Inc.)	\$96,829.25	\$96,829.25					
			3	Clearwater Construction, Inc.	\$156,000.00	\$156,000.00					
			4	Allison Park Contractors, Inc.	\$174,500.00	\$174,500.00					

****ECMS #93310 Clinton – SR 120 (320) moved to 8/26/2016****