





PennDot Letting Results August 27, 2015

BID RESULTS

Records 1 to 71 of 71												
Page 1 of 1												
Records Per Page: 500												
Let Date	Project	Award Date	Rank	Bidders	Bid Total	Contract Amount	Bid Status	Project Type	Dist	County	Group/SR/Section	
08/27/2015	25513		1	Swank Construction Company, LLC	\$9,035,685.42	\$9,035,685.42	Verified	Standard	10	Indiana	---/119/454	
			2	MEKIS Construction Corporation	\$9,330,248.61	\$9,330,248.61						
			3	Charles J. Merlo, Inc.	\$9,556,600.00	\$9,556,600.00						
			4	Francis J. Palo, Inc.	\$9,763,544.00	\$9,763,544.00						
			5	Plum Contracting, Inc.	\$9,781,141.00	\$9,781,141.00						
			6	Glenn O. Hawbaker, Inc.	\$9,871,989.00	\$9,871,989.00						
			7	Beech Construction, Inc.	\$9,979,972.90	\$9,979,972.90						
			8	Mosites Construction Company	\$9,997,777.00	\$9,997,777.00						
			9	Trumbull Corporation	\$11,329,505.69	\$11,329,505.69						
			10	Clearwater Construction, Inc.	\$12,881,000.00	\$12,881,000.00						
	88523		1	C.H. & D. Enterprises Inc.	\$4,829,967.23	\$4,829,967.23	Verified	Standard	09	Somerset	---/31/014	
			2	HRI, Inc.	\$4,847,156.70	\$4,847,156.70						
			3	New Enterprise Stone & Lime Co., Inc.	\$5,054,295.36	\$5,054,295.36						
			R	Tedesco Construction Company	\$4,199,436.59	\$4,199,436.59	Submitted with Errors					

PennDot Letting Results August 27, 2015

84949		1	Francis J. Palo, Inc.	\$1,983,543.00	\$1,983,543.00	Verified	Standard	01	Venango	---/6008/B00
		2	Advantage Steel and Construction L.L.C	\$2,359,727.10	\$2,359,727.10					
		3	Allison Park Contractors, Inc.	\$2,385,000.00	\$2,385,000.00					
		4	Shingledecker's Welding, Inc	\$2,464,048.66	\$2,464,048.66					
		5	Swank Construction Company, LLC	\$2,483,430.31	\$2,483,430.31					
3133		1	Francis J. Palo, Inc.	\$1,343,545.00	\$1,343,545.00	Verified	Standard	02	Centre	---/3034/A03
		2	Glenn O. Hawbaker, Inc.	\$1,425,155.00	\$1,425,155.00					
		3	Nestlerode Contracting Company, Inc.	\$1,467,293.09	\$1,467,293.09					
		4	HRI, Inc.	\$1,471,281.00	\$1,471,281.00					
		5	C.H. & D. Enterprises Inc.	\$1,606,984.40	\$1,606,984.40					
		6	Jay Fulkroad & Sons Inc	\$1,618,306.90	\$1,618,306.90					
		7	Clearwater Construction, Inc.	\$1,642,000.00	\$1,642,000.00					
93255		1	New Enterprise Stone & Lime Co., Inc.	\$1,093,899.33	\$1,093,899.33	Verified	Standard	02	Centre	---/322/156
		2	Grannas Bros. Stone & Asphalt Co., Inc.	\$1,186,613.39	\$1,186,613.39					
		3	Glenn O. Hawbaker, Inc.	\$1,240,000.00	\$1,240,000.00					
		4	HRI, Inc.	\$1,298,883.00	\$1,298,883.00					
69482		1	Francis J. Palo, Inc.	\$963,546.00	\$963,546.00	Verified	Standard	02	Clearfield	---/53/A07

PennDot Letting Results August 27, 2015

			2	C.H. & D. Enterprises Inc.	\$998,804.38	\$998,804.38					
			3	Glenn O. Hawbaker, Inc.	\$1,085,609.00	\$1,085,609.00					
			4	Clearwater Construction, Inc.	\$1,096,000.00	\$1,096,000.00					
			5	Kukurin Contracting, Inc.	\$1,096,096.00	\$1,096,096.00					
			6	Gordon L. DeLozier, Inc.	\$1,215,670.70	\$1,215,670.70					
105489			1	MEKIS Construction Corporation	\$372,196.50	\$372,196.50	Verified	Emergency	01	Mercer	---/80/B17
			2	Allison Park Contractors, Inc.	\$435,000.00	\$435,000.00					
			3	Thornbury, Inc.	\$622,537.73	\$622,537.73					
			4	Clearwater Construction, Inc.	\$715,000.00	\$715,000.00					
102084			1	Power Contracting Co	\$776,908.58	\$776,908.58	Verified	Standard	01	Venango	---/0000/
			2	Green Acres Contracting Co., Inc.	\$908,864.54	\$908,864.54					