





PennDOT Letting Results – September 27, 2018

BID RESULTS

Let Date	Project 	Award Date	Rank	Bidders	Bid Total	Contract Amount	Bid Status	Project Type	Dist	County	Group/SR/Section
09/27/2018	21515 		1	Cottle's Asphalt Maintenance, Inc.	\$1,150,556.06	\$1,150,556.06	Verified	Standard	09	Bedford	---/1005/05B
			2	Charles J. Merlo, Inc.	\$1,321,750.00	\$1,321,750.00					
			3	C.H. & D. Enterprises Inc.	\$1,327,612.40	\$1,327,612.40					
			4	Clearwater Construction, Inc.	\$1,347,000.00	\$1,347,000.00					
	28118 		1	Mele & Mele & Sons, Inc.	\$1,451,421.50	\$1,451,421.50	Verified	Standard	11	Allegheny	---/2010/A04
			2	Joseph B. Fay Co.	\$1,581,218.75	\$1,581,218.75					
			3	J.F. Shea Construction, Inc.	\$1,725,699.73	\$1,725,699.73					
	58069 		1	C.H. & D. Enterprises Inc.	\$725,790.54	\$725,790.54	Verified	Standard	01	Mercer	---/173/B08
			2	Thornbury, Inc.	\$759,196.20	\$759,196.20					
			3	Horizon Construction Group, Inc.	\$810,507.00	\$810,507.00					
			4	Thomas Construction Inc	\$850,921.00	\$850,921.00					
			5	Shingledecker's Welding, Inc	\$954,020.32	\$954,020.32					
			6	Allison Park Contractors, Inc.	\$965,000.00	\$965,000.00					
			7	Clearwater Construction, Inc.	\$1,016,000.00	\$1,016,000.00					
			8	MEKIS Construction Corporation	\$1,034,392.10	\$1,034,392.10					
	74605 		1	Horizon Construction Group, Inc.	\$623,719.00	\$623,719.00	Verified	Standard	01	Crawford	---/27/B04
			2	MEKIS Construction Corporation	\$634,703.42	\$634,703.42					
			3	J.C. Lee Construction And Supply Company	\$668,276.00	\$668,276.00					

PennDOT Letting Results – September 27, 2018

			4	Glenn O. Hawbaker, Inc.	\$678,876.00	\$678,876.00						
			5	Francis J. Palo, Inc.	\$687,590.00	\$687,590.00						
			6	Clearwater Construction, Inc.	\$714,999.99	\$714,999.99						
			7	C.H. & D. Enterprises Inc.	\$728,709.10	\$728,709.10						
			8	Chivers Construction Company, Inc.	\$768,983.30	\$768,983.30						
			9	Allison Park Contractors, Inc.	\$814,000.00	\$814,000.00						
86258			1	Pugliano Construction Co. Inc.	\$443,514.45	\$443,514.45	Verified	Municipal	11	Allegheny	---/7116/0	
			2	Clearwater Construction, Inc.	\$495,000.00	\$495,000.00						
			3	Allison Park Contractors, Inc.	\$498,500.00	\$498,500.00						
			4	C.H. & D. Enterprises Inc.	\$509,876.30	\$509,876.30						
			5	J.F. Shea Construction, Inc.	\$613,344.25	\$613,344.25						
86859			1	Independent Enterprises, Inc.	\$8,965,463.00	\$8,965,463.00	Apparent	Standard	11	Allegheny	Thorn Run Rd Interchange/3160/A10	
			2	Golden Triangle Construction Company, Inc.	\$9,423,901.64	\$9,423,901.64						
			3	Gulisek Construction LLC	\$9,633,212.99	\$9,633,212.99						
			4	Frank J. Zottola Construction, Inc.	\$9,954,475.00	\$9,954,475.00						
			5	S. E. T., Inc.	\$10,489,108.30	\$10,489,108.30						
			6	Swank Construction Company, LLC	\$10,942,549.16	\$10,942,549.16						
			7	The Lane Construction Corporation	\$11,372,413.25	\$11,372,413.25						
			8	Michael Facchiano Contracting, Inc.	\$11,434,090.75	\$11,434,090.75						

PennDOT Letting Results – September 27, 2018

89117		1	J.F. Shea Construction, Inc.	\$2,373,424.00	\$2,373,424.00	Verified	Standard	11	Allegheny	Big Sewickley Creek Rd Bridge/4036/A09
		2	Clearwater Construction, Inc.	\$2,403,000.00	\$2,403,000.00					
		3	MEKIS Construction Corporation	\$2,484,400.04	\$2,484,400.04					
		4	Joseph B. Fay Co.	\$2,533,052.13	\$2,533,052.13					
		5	Allison Park Contractors, Inc.	\$2,775,504.00	\$2,775,504.00					
		6	Plum Contracting, Inc.	\$2,991,100.00	\$2,991,100.00					
		7	Gulisek Construction LLC	\$3,523,750.00	\$3,523,750.00					
91394		1	Russell Standard Corporation	\$4,744,743.99	\$4,744,743.99	Verified	Standard	01	Erie	---/19/S03
		2	J.C. Lee Construction And Supply Company	\$4,785,913.94	\$4,785,913.94					
		3	Joseph McCormick Construction Company, Inc.	\$5,381,028.11	\$5,381,028.11					
		4	Mayer Brothers Construction Company, Inc.	\$5,764,110.72	\$5,764,110.72					
96361		1	Glenn O. Hawbaker, Inc.	\$13,389,062.00	\$13,389,062.00	Verified	Standard	01	Warren	---/62/GRP
		2	Chivers Construction Company, Inc.	\$13,442,750.00	\$13,442,750.00					
		3	J.C. Lee Construction And Supply Company	\$14,308,677.44	\$14,308,677.44					
		4	Francis J. Palo, Inc.	\$14,736,106.00	\$14,736,106.00					
		5	Joseph B. Fay Co.	\$15,372,244.41	\$15,372,244.41					
		6	MEKIS Construction Corporation	\$15,514,781.71	\$15,514,781.71					
99086		1	IA Construction Corporation	\$3,058,777.77	\$3,058,777.77	Verified	Standard	01	Forest	---/62/09M

PennDOT Letting Results – September 27, 2018

			2	Glenn O. Hawbaker, Inc.	\$3,096,669.00	\$3,096,669.00						
			3	Russell Standard Corporation	\$3,124,750.00	\$3,124,750.00						
100318			1	Glenn O. Hawbaker, Inc.	\$3,442,932.00	\$3,442,932.00	Verified	Standard	01	Warren	---/6/A09	
			2	IA Construction Corporation	\$3,527,822.67	\$3,527,822.67						
104338			1	Vavala Concrete Construction LLC	\$424,888.70	\$424,888.70	Verified	Municipal	01	Erie	---/4034/T32	
			2	Russell Standard Corporation	\$474,645.44	\$474,645.44						
			3	Mayer Brothers Construction Company, Inc.	\$488,031.29	\$488,031.29						
			4	M and B Services, LLC	\$507,103.00	\$507,103.00						
			5	Joseph McCormick Construction Company, Inc.	\$655,357.90	\$655,357.90						
105052			1	Clearwater Construction, Inc.	\$2,237,000.00	\$2,237,000.00	Verified	Standard	10	Jefferson	---/3033/554	
			2	Kukurin Contracting, Inc.	\$2,455,000.00	\$2,455,000.00						
			3	Charles J. Merlo, Inc.	\$2,455,488.00	\$2,455,488.00						
			4	Francis J. Palo, Inc.	\$2,572,052.00	\$2,572,052.00						
			5	Glenn O. Hawbaker, Inc.	\$2,618,681.00	\$2,618,681.00						
			6	Amelie Construction & Supply, LLC	\$2,686,000.00	\$2,686,000.00						
			7	C.H. & D. Enterprises Inc.	\$2,917,893.93	\$2,917,893.93						
106759			1	M and B Services, LLC	\$639,329.68	\$639,329.68	Verified	Municipal	01	Mercer	---/518/STU	
			2	Combine Construction Inc.	\$664,432.15	\$664,432.15						
			3	Thomas Construction Inc	\$876,651.00	\$876,651.00						

PennDOT Letting Results – September 27, 2018

110237			1	Chivers Construction Company, Inc.	\$922,329.40	\$922,329.40	Verified	Standard	01	Erie	---/7206/L01
			2	Horizon Construction Group, Inc.	\$928,200.00	\$928,200.00					
			3	Thomas Construction Inc	\$945,629.00	\$945,629.00					
			4	MEKIS Construction Corporation	\$1,013,420.50	\$1,013,420.50					
			5	Clearwater Construction, Inc.	\$1,112,000.00	\$1,112,000.00					
110371			1	Bronder Technical Services, Inc	\$1,947,798.79	\$1,947,798.79	Verified	Standard	11	Allegheny	Library Rd-Adapt Traff Sig Sys/88/A26
			2	Wellington Power Corporation	\$2,077,743.09	\$2,077,743.09					
			3	Traffic Control & Engineering Co., Inc.	\$2,098,709.30	\$2,098,709.30					
			4	Bruce - Merrilees Electric Company	\$2,183,264.45	\$2,183,264.45					
			5	Power Contracting Co	\$2,188,725.45	\$2,188,725.45					
			6	M and B Services, LLC	\$2,371,149.00	\$2,371,149.00					
			7	Kuharchik Construction, Inc.	\$2,648,746.00	\$2,648,746.00					
110623			1	Chivers Construction Company, Inc.	\$1,162,511.00	\$1,162,511.00	Verified	Standard	01	Erie	---/7209/L02
			2	Thomas Construction Inc	\$1,231,573.00	\$1,231,573.00					
			3	Horizon Construction Group, Inc.	\$1,367,700.00	\$1,367,700.00					
			4	MEKIS Construction Corporation	\$1,375,102.00	\$1,375,102.00					
			5	Clearwater Construction, Inc.	\$1,516,000.00	\$1,516,000.00					

****ECMS # 63360 ALLEGHENY COUNTY – SR 1031(A02) moved to 10/4/2018****