


Work zone crashes remain a persistent risk across Pennsylvania, with over 1,000 crashes and 24 fatalities in 2024. These trends help contractors better understand current risks and reinforce planning, awareness, and jobsite safety practices.



OVER 80% OF WORK ZONE FATALITIES INVOLVE DRIVERS — NOT WORKERS

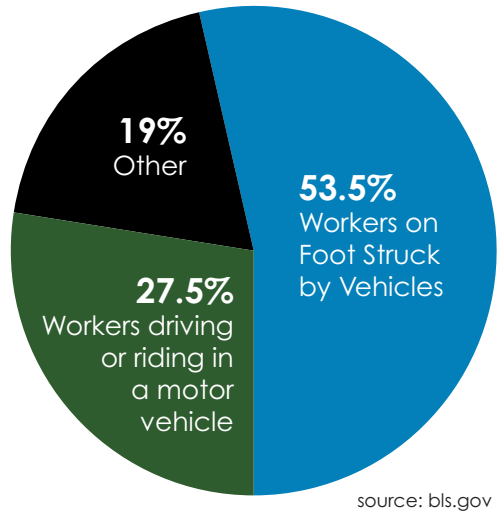
source: U.S. Bureau of Labor Statistics

TOP 3 TAKEAWAYS

- 1 The biggest risk in a work zone is driver behavior — not the work itself
- 2 High-risk moments occur at lane shifts, merges, and traffic queues
- 3 Strong planning, consistent setup, and daily crew communication reduces exposure

CAUSE OF ROADWAY WORKER FATALITIES

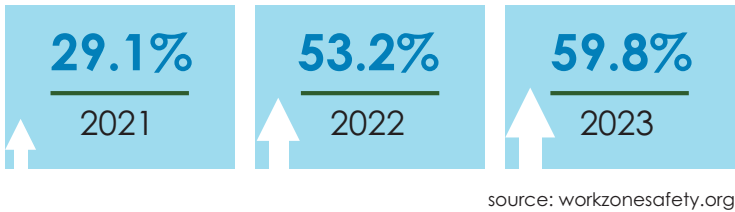

Pie chart shows three year average (2021 - 2023).



WORK ZONE DEATHS BY YEAR IN PENNSYLVANIA

Year	Driver, Passengers, and Bicyclists	Workers	TOTALS
2024	20	4	24
2023	20	2	22
2022	13	1	14

WORKERS ON FOOT STRUCK BY VEHICLES by year.

PENNSYLVANIA WORK ZONE CRASHES BY YEAR

Year	Crashes
2020*	1,416
2021	1,649
2022	1,293
2023	1,216
2024	1,250

* Work zones were not active from March 15 - May 1, 2020, due to pandemic.

source: PA Crash Information Tool – Commonwealth crash statistics